



EUROPEAN COMMISSION
JOINT RESEARCH CENTRE

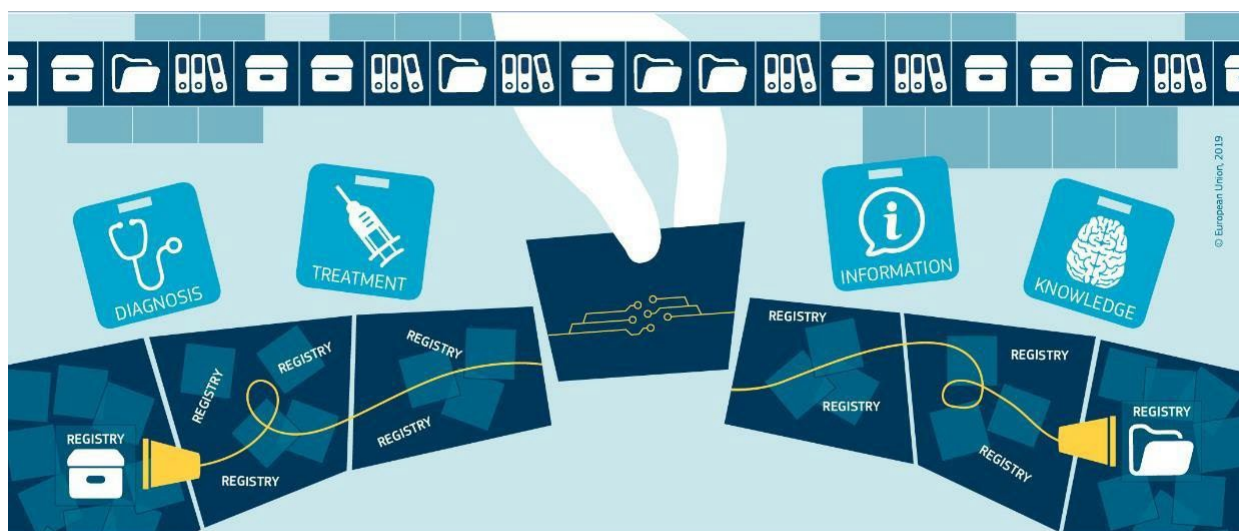
Directorate F – Health and Food
F.1 Disease Prevention

European Platform on Rare Disease Registration (EU RD Platform)

The European Rare Disease Registry Infrastructure (ERDRI)

The European Directory of Registries (ERDRI.dor)

User Guide Version 3.0



EUROPEAN PLATFORM ON RARE DISEASES REGISTRATION



European
Commission

User Documentation 3.0



Table of Contents

1	About this document.....	3
2	Aim of the system	3
3	User access and functions.....	3
3.1	Search and display of registry records	5
3.2	List all registries	8
3.3	List registries of a country.....	8
4	Submitting registry's characteristics and description	9
5	Editing the content of your registry in ERDRI.dor	17
6	Contact and technical assistance	17

Table of Figures

Figure 1.	Accessing ERDRI through the main EU RD Platform page.....	4
Figure 2.	Accessing ERDRI.dor through the ERDRI main page.	4
Figure 3.	Search for registry details through the "Search" field	5
Figure 4.	Search for registry details via the "Search" menu.	6
Figure 5.	Registry search criteria in ERDRI.dor.....	7
Figure 6.	List of all registries function.	8
Figure 7.	Login to input registry characteristics	9
Figure 8.	Adding a new registry in ERDRI.dor.....	9
Figure 9.	General information of the registry	10
Figure 10.	HCP contributing to a central registry.....	11
Figure 11	Rare disease /orphan code introduction in ERDRI.dor.	11
Figure 12	Introduction of ICD 10 codes when this is authorized.	12
Figure 13	Specification of orphan codes (or ICD-10 codes) for registries dealing with cancer.	13
Figure 14.	Input required on the structure of the registry.	14
Figure 15.	Input required about the Registry's location	15
Figure 16.	Responsible of the registry section.	15
Figure 17.	ERDRI.mdr information.	15
Figure 18.	ERDRI.spider information.....	16
Figure 19	Links to Biobanks and additional information to be reported by the registries.	16
Figure 20.	Searching for registries in ERDRI.dor.	17
Figure 21.	Technical support assistance form.....	18



1 About this document

This documentation provides an overview of the functions of the European Directory of Registries, [ERDRI.dor](https://erdri.dor).

2 Aim of the system

The European Directory Registries on rare diseases in Europe (ERDRI.dor) is a meta-registry, which provides an overview of existing rare disease registries in Europe. ERDRI.dor provides an overview of the participating registries with their main characteristics and description. Data input is performed by registry owners. Each registry is described by nine sections with 46 data fields, out of which 25 are compulsory.

3 User access and functions

Please refer to document "[ERDRI User Access Guide](#)". In this guide, instructions on ERDRI access for three types of users of ERDRI.dor are provided;

- **non-identified users** who can view limited information of the participating registries,
- **authenticated users** who are able to view details of the ERDRI participating registries
- **Verified users** who are users submitting registry characteristics and description.

To access the page containing the ERDRI.dor please enter the page through the main EU RD Platform page and the ERDRI as indicated in Figure 1. Accessing ERDRI through the main EU RD Platform page Figure 1 and Figure 2.



European Platform on Rare Disease Registration (EU RD Platform)

Aim of the Platform

The EU RD Platform copes with the fragmentation of rare disease patients data contained in hundreds of registries across Europe.

[Read more >](#)

Searchable, findable rare disease registry data



Figure 1. Accessing ERDRI through the main EU RD Platform page

ERDRI

European Rare Disease Registry Infrastructure (ERDRI)



Figure 2. Accessing ERDRI.dor through the ERDRI main page.



3.1 Search and display of registry records

Search for a specific registry can be performed through the "Search" field on the start page (Figure 3) or via the menu item "Search" indicated by the red arrows (Figure 4). After EU login authentication users are able to view detailed information of a registry.



Figure 3. Search for registry details through the "Search" field



ERDRI.dor - European Directory of Registries

Home Search Help ▾



Webtools + © EC-GISCO + © EuroGeographics © UN-FAO for the administrative boundaries | Disclaimer

Search

List all

ERDRI.dor provides an overview of the participating registries with their main characteristics and description. Data input is performed by registry owners. ERDRI.dor consists of eight sections with 46 data fields related to a registry of which 25 are obligatory.

Figure 4. Search for registry details via the "Search" menu.



Searching through the "Search" tab allows the use of a number of search criteria as indicated in Figure 5.

European Commission > EU Science Hub > European Platform on Rare Disease Registration > ERDRI > DOR

ERDRI.dor - European Directory of Registries

Home Search Help ▾

▾ Search

Name or Subject	<input type="text"/>	Type
Responsible	<input type="text"/>	<input type="checkbox"/> Epidemiology
Rare diseases	<input type="text"/>	<input type="checkbox"/> Clinical
ICD-10 code	<input type="text"/>	<input type="checkbox"/> Basic Research
Country	<input type="text"/> ▾	<input type="checkbox"/> Patient driven
Year of the recruitment	<input type="text"/>	<input type="checkbox"/> Healthcare planning
		<input type="checkbox"/> Economic evaluation
		<input type="checkbox"/> HCP contributing to a central registry
		<input type="checkbox"/> Has a biobank

Search Reset

Figure 5. Registry search criteria in ERDRI.dor

In the field "Rare disease" of the search box, you get suggestions after typing three characters. The suggestions are terms of the Orphanet classification of rare diseases (<http://www.orpha.net>). It is also possible to search for an ICD-10 code for the cases that has been used by some registries for complexes diseases that do not possess an orphacode.



3.2. List all registries

The link "List all registries" (Figure 6), which is located directly under the search field allows you to generate a list with all registries contained in ERDRI.dor. You can display the detail information for each registry as needed.

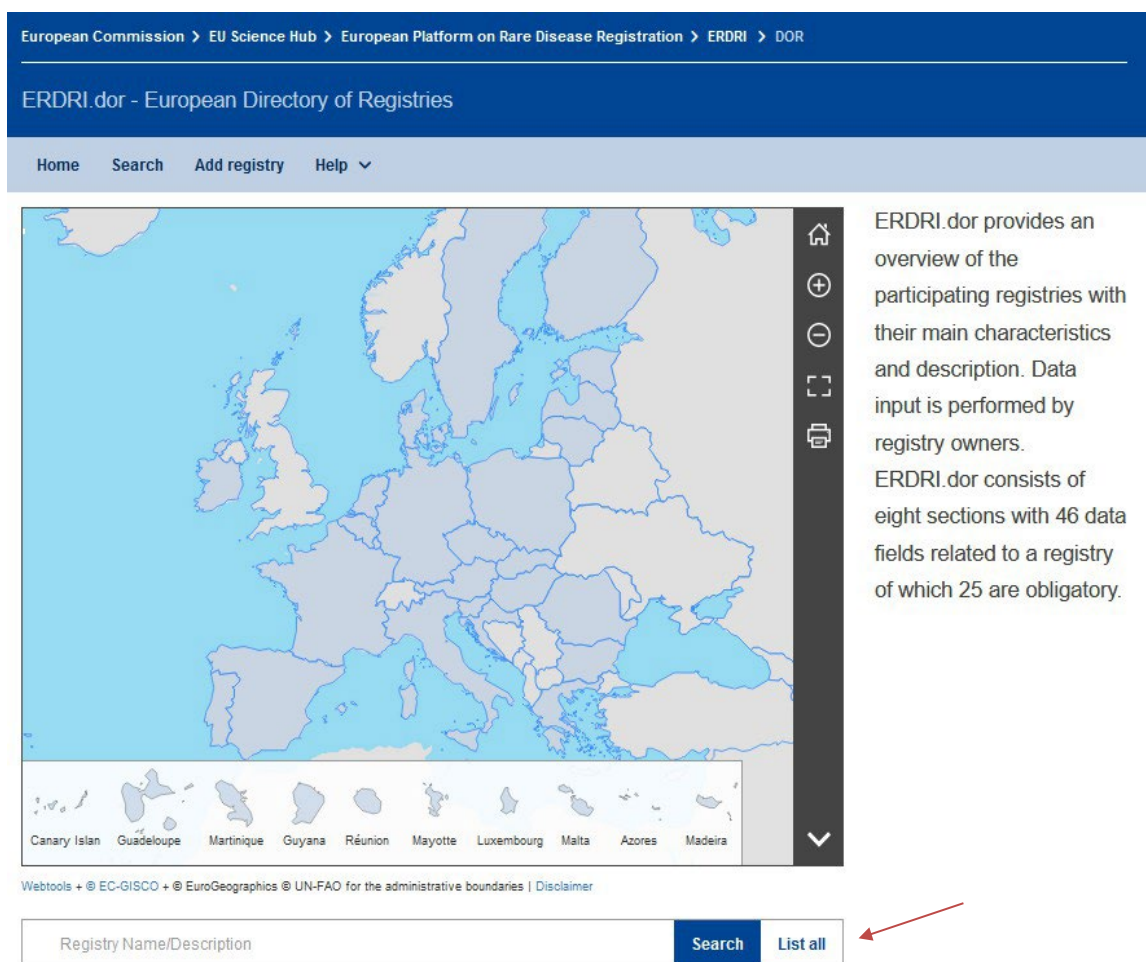


Figure 6. List of all registries function.

3.3. List registries of a country

By clicking on a given country on the map displayed, all registries of that regarding are listed in the search result. For this function, a login is not necessary.



4 Submitting registry's characteristics and description

Users who wish to input their registries characteristics to the ERDRI.dor must be authenticated and verified users according to [ERDRI User Access Guide](#). Login is available in the upper right corner of the screen as indicated in Figure 7 below with a red arrow.

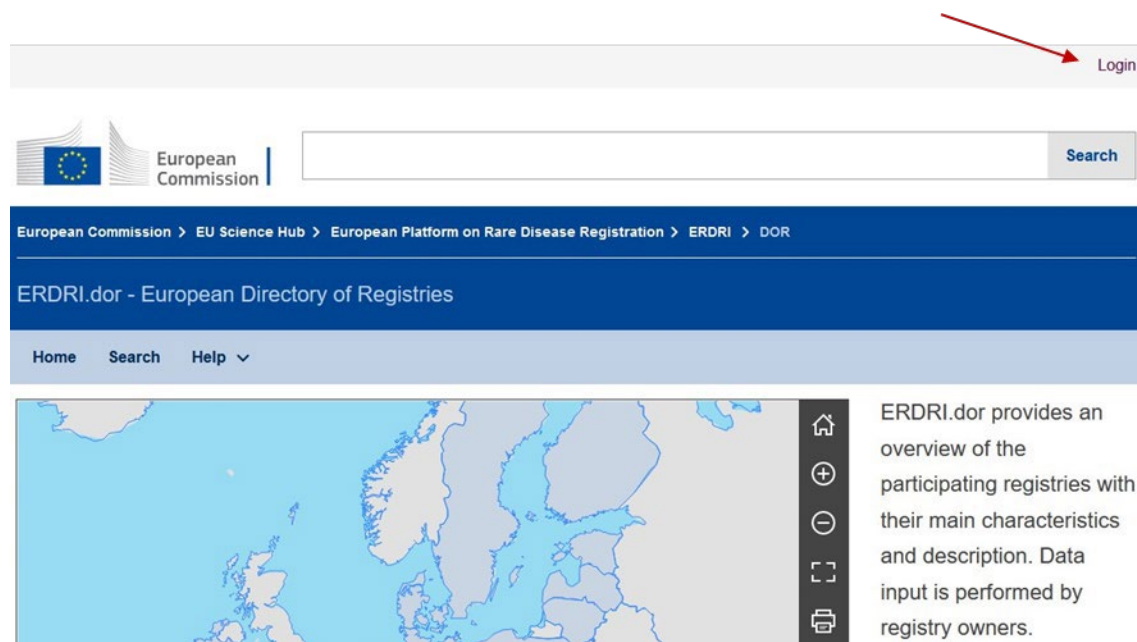


Figure 7. Login to input registry characteristics

To add the descriptive information of a registry the registry “owner” needs to click on the “Add Registry” tab as indicated in Figure 8.

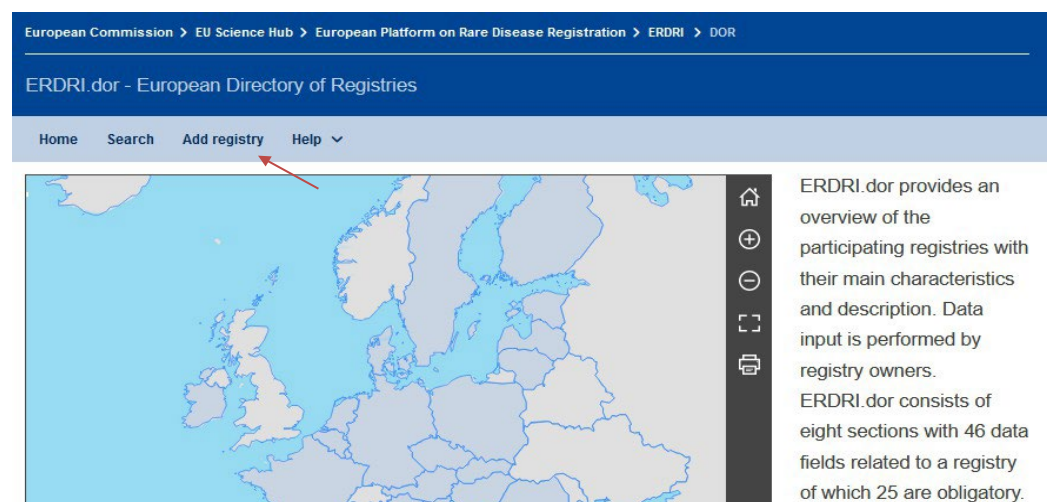


Figure 8. Adding a new registry in ERDRI.dor

ERDRI.dor consists of nine sections containing 46 data fields related to a registry of which 25 are obligatory.

- Structure
- Registry information



The descriptive metadata fields are divided into nine sections:

- General information
- Rare Disease
- Link to the metadata repository (ERDRI.mdr) – this is filled by the ERDRI administrators
- Responsible
- Pseudonymisation Tool
- Biobanks
- Additional components

In the first section, General Information is requested as shown in Figure 9. This information includes the name, acronym or in the case an acronym does not exist a short name, the type of registry, the type of data provider.

General information of the registry

Name *	<input type="text"/>								
Acronym/Short name *	<input type="text" value="Used as 'name' for the registry namespace in ERDRI.mdr"/>								
Medical area *	<input type="text"/>								
Type *	<table><tr><td><input type="checkbox"/> Epidemiology</td><td><input type="checkbox"/> Patient driven</td></tr><tr><td><input type="checkbox"/> Clinical</td><td><input type="checkbox"/> Healthcare planning</td></tr><tr><td><input type="checkbox"/> Basic Research</td><td><input type="checkbox"/> Economic evaluation</td></tr><tr><td><input type="checkbox"/> HCP contributing to a central registry</td><td><input type="checkbox"/> Other type</td></tr></table>	<input type="checkbox"/> Epidemiology	<input type="checkbox"/> Patient driven	<input type="checkbox"/> Clinical	<input type="checkbox"/> Healthcare planning	<input type="checkbox"/> Basic Research	<input type="checkbox"/> Economic evaluation	<input type="checkbox"/> HCP contributing to a central registry	<input type="checkbox"/> Other type
<input type="checkbox"/> Epidemiology	<input type="checkbox"/> Patient driven								
<input type="checkbox"/> Clinical	<input type="checkbox"/> Healthcare planning								
<input type="checkbox"/> Basic Research	<input type="checkbox"/> Economic evaluation								
<input type="checkbox"/> HCP contributing to a central registry	<input type="checkbox"/> Other type								
Other type (please specify)	<input type="text"/>								

Data provider *	<table><tr><td><input type="checkbox"/> University hospital</td><td><input type="checkbox"/> Patient</td></tr><tr><td><input type="checkbox"/> Non university hospital</td><td><input type="checkbox"/> Family of patient</td></tr><tr><td><input type="checkbox"/> Research Institution</td><td><input type="checkbox"/> Other</td></tr></table>	<input type="checkbox"/> University hospital	<input type="checkbox"/> Patient	<input type="checkbox"/> Non university hospital	<input type="checkbox"/> Family of patient	<input type="checkbox"/> Research Institution	<input type="checkbox"/> Other
<input type="checkbox"/> University hospital	<input type="checkbox"/> Patient						
<input type="checkbox"/> Non university hospital	<input type="checkbox"/> Family of patient						
<input type="checkbox"/> Research Institution	<input type="checkbox"/> Other						
If other data provider, please explain	<input type="text"/>						
Is member of a European Reference Network	<input type="text" value="Please input your ERN here"/> <input type="button" value="v"/>						
Is member of	<input type="checkbox"/> Eurocat						
Description *	<div><input type="text" value="Short description of the registry scope"/></div> <div>(500 characters remaining)</div>						
Website	<input type="text"/>						
Sponsors	<input type="text"/>						

Figure 9. General information of the registry



All Health Care Providers (HCPs) contributing to a central registry, such as central registries form the European Reference Networks or other networks are required to choose as “**Type**” of registry “HCP contributing to a central registry” and for the field “**Contribution to a Central Registry**” (Figure 10) to choose a central registry from the drop down menu.

Type *

☐ Epidemiology ☐ Patient driven

☐ Clinical ☐ Healthcare planning

☐ Basic Research ☐ Economic evaluation

☒ HCP contributing to a central registry ☐ Other type

Contribution to a Central Registry *

Figure 10.HCP contributing to a central registry.

Rare diseases *

Search by orphacode

If your registry is dealing with a complex disease for which an orphacode does not exist, please [contact us](#) in order to enable the ICD-10 code field.

Input by orphacode Enter a list of orphacodes in the textbox below. Separate codes by either a new line, blanks, commas or semicolons and then press 'Add' to process the list.

+ Add

Orphacode / disease

Does your registry deal with any cancers?

Figure 11 Rare disease /orphacode introduction in ERDRI.dor.

In the section “Rare disease”, the user can enter an orphacode, or type the name of the disease the registry deals with. Suggestions will start to appear by typing at least two letters of the disease’s name. A list of orphacodes can be inserted at once through a copy/paste function (Figure 11).

If a registry is dealing with a complex diseases or a cancer for which an orphacode is not available, the registry can be enabled to use ICD-10 codes. The request can be made by contacting the ERDRI helpdesk at: EU-RD-PLATFORM@ec.europa.eu

When the registry is enabled for the use of ICD-10 codes, this section is the one in Figure 12:



Rare diseases *

Search by orphacode

please report all the orphacodes used by your registry

Search by ICD-10

Input by orphacode/ICD-10

Enter a list of orphacodes/ICD-10 codes in the textbox below. Separate codes by either a new line, blanks, commas or semicolons and then press 'Add' to process the list.

+ Add

Orphacode / disease

Does your registry deal with any
cancers? *

▼

Figure 12 Introduction of ICD 10 codes when this is authorized.

As in the case of orphacodes a list of ICD-10 can be copied directly from an excel, word, csv etc. format or through searching the disease directly by typing the at least two letters of the disease name.



If the registry deals with cancers, you are asked to provide the specific orphacodes or ICD-10 codes that are associated with these cancers. (Figure 13).

Does your registry deal with any *
cancers? Yes

Please report here the orphacodes associated with the cancers dealt with by your registry

Search by orphacode

Search by ICD-10

Input by orphacode/ICD-10

Enter a list of orphacodes/ICD-10 codes in the textbox below. Separate codes by either a new line, blanks, commas or semicolons and then press 'Add' to process the list.

+ Add

Orphacode / disease

Figure 13 Specification of orphacodes (or ICD-10 codes) for registries dealing with cancer.



Information on the **Structure** includes information on the recruitment area and recruitment dates, current number of cases, data sources, number of data elements, technical solution etc. is also required as in Figure 14.

Structure

Inclusion and exclusion criteria	<input type="text"/>	
	<small>(1,000 characters remaining)</small>	
Recruitment area *	<input type="text"/>	
Name of the recruitment area *	<input type="text"/>	
	<small>(Country, state or region)</small>	
Recruitment start/end date	<input type="text"/>	to <input type="text"/>
	<small>DD/MM/YYYY</small>	
Current number of cases *	<input type="text"/>	at <input type="text"/>
Number of Data Elements collected *	<input type="text"/>	
Technical solution (software) used *	<input type="text"/>	
Other software (please specify)	<input type="text"/>	
Data management	<input type="text"/>	
Link to the privacy policy	<input type="text"/>	
Ethical review committee	<input type="text"/>	
Availability for future collaborations/studies	<input type="text"/>	

Figure 14. Input required on the structure of the registry.



Information about the registry's location is also requested under the section **Registry Information** (Figure 15).

Registry information

Institution *	<input type="text"/>	
Facility	<input type="text"/>	
Department *	<input type="text"/>	
Street & number *	<input type="text"/>	
Postcode City *	<input type="text"/>	<input type="text"/>
Country *	<input type="text"/>	▼
Other country (please specify)	<input type="text"/>	

Figure 15. Input required about the Registry's location

In Figure 16, the contact information of the **Registry Responsible** should be entered. The registry responsible may be different from the person filling in the ERDRI.dor ("Registry Owner" in ERDRI terms). The registry responsible is the person who is responsible to discuss a collaboration project or provide further data in case requested by anyone finding the registry's information in ERDRI.

Responsible

First name *	<input type="text"/>	
Last name *	<input type="text"/>	
Title	<input type="text"/>	▼
Academic title/degree	<input type="text"/>	
Position	<input type="text"/>	
E-Mail address *	<input type="text"/>	
Phone number *	<input type="text"/>	

Figure 16. Responsible of the registry section.

In Figure 17, the link to the **Registry's namespace ERDRI.mdr** is provided. This is a field visible only when viewing the registry information, not when filling it in. This is filled-in automatically by the ERDRI.dor system and the registry "owner" does not deal with filling in this field.

▼ ERDRI.mdr (Central Metadata Repository)

Registry namespace	jrccentralauthority
--------------------	-------------------------------------

Figure 17. ERDRI.mdr information.



In Figure 18 is displayed some required information for the use of the **pseudonymisation tool ERDRI.spider**. The registry owner can fill in only the last two fields (information on the Data Protection Officer of the registry and the additional allowed [“verified users”](#) e-mails) according to the [ERDRI User Access Guide](#). Please note that all users’ emails will need to be inserted in this field, including the registry “owner’s email address”. Further information on the use of ERDRI spider can be found in the dedicated [ERDRI.spider webpage](#).

ERDRI.spider (Pseudonymisation tool)

Center ID	<input type="text" value="Enter the Center ID for SPIDER"/>
Center certificate (pem)	<input type="text" value="Enter the center PEM certificate for SPIDER"/>
Data Protection Officer	<input type="text" value="Full name and contact information of the Data Protection Officer, if any"/>
Allowed users (e-mail)	<input type="text" value="e-mail addresses separated by comma (,), semicolon (;) or new lines"/>

Figure 18. ERDRI.spider information.

Information on the association of the registries with biobanks can be reported in the section **Biobanks**.

Any other **Additional components** related to the registry that may have not be covered in the previous field can be inserted in **“Additional components”**. (Figure 19)

Biobanks

Biobank name	Registry of biobanks	Biobank identifier	+
--------------	----------------------	--------------------	---

Additional components

Name of the component	Component described in	Relationship	+
-----------------------	------------------------	--------------	---

Figure 19 Links to Biobanks and additional information to be reported by the registries.



5 Editing the content of your registry in ERDRI.dor

Once the ERDRI.dor has been filled in, the registry “owners” can modify their registries’ descriptive metadata by clicking on the pencil symbol as indicated in Figure 20 below. According to the [ERDRI Terms of Use](#) update of the registries’ information in ERDRI.dor is done at least once per year. ERDRI will send an automatic reminder each year.

European Commission > EU Science Hub > European Platform on Rare Disease Registration > ERDRI > DOR




ERDRI.dor - European Directory of Registries

Home Search Show disabled registries Add registry Help ▾

> Search

▼ Search results

Page 1 of 1. (1 entries found)

Name	Description	ERDRI.mdr	Medical area	Country	Website	
JRC Central Authority	JRC Rare Disease team, not belonging to any actual Rare Disease network.	cds	None (administrative registry)	Italy	https://eu-rd-platform.jrc.ec.europa.eu	  

Page 1 of 1. (1 entries found)

Figure 20. Searching for registries in ERDRI.dor.


6 Contact and technical assistance

For any questions you may have regarding ERDRI.dor, please contact us at: EU-RD-PLATFORM@ec.europa.eu or through the [support form](#). (Figure 21)

ERDRI.dor - European Directory of Registries

Home Search Show disabled registries Add registry Help ▾

Instructions
F.A.Q.
Support



Canary Islands Guadeloupe Martinique Guyana Réunion Mayotte Luxembourg Malta Azores Madeira

and description. Data input is performed by registry owners. ERDRI.dor consists of eight sections with 46 data fields related to a registry of which 25 are obligatory.



Contact

EU RD Platform

Organisation

Phone

Subject*

Message*

CAPTCHA

Antispam

Audio version

Refresh

Move the slider to **seven** or **4**

You've selected: 0

Submit

Figure 21. Technical support assistance form.