



EUROPEAN CENTRAL BANK

EUROSYSTEM

## Working Paper Series

Philipp J. Koenig, Eva Schliephake

Bank risk-taking and impaired  
monetary policy transmission

---

ECB – Lamfalussy  
Fellowship Programme

---

No 2638 / February 2022

**Disclaimer:** This paper should not be reported as representing the views of the European Central Bank (ECB). The views expressed are those of the authors and do not necessarily reflect those of the ECB.

### **ECB Lamfalussy Fellowship Programme**

This paper has been produced under the ECB Lamfalussy Fellowship programme. This programme was launched in 2003 in the context of the ECB-CFS Research Network on “Capital Markets and Financial Integration in Europe”. It aims at stimulating high-quality research on the structure, integration and performance of the European financial system.

The Fellowship programme is named after Baron Alexandre Lamfalussy, the first President of the European Monetary Institute. Mr Lamfalussy is one of the leading central bankers of his time and one of the main supporters of a single capital market within the European Union.

Each year the programme sponsors five young scholars conducting a research project in the priority areas of the Network. The Lamfalussy Fellows and their projects are chosen by a selection committee composed of Eurosystem experts and academic scholars. Further information about the Network can be found at <http://www.eufinancial-system.org> and about the Fellowship programme under the menu point “fellowships”.

### **Abstract**

We consider a standard banking model with agency frictions to simultaneously study the weakening and reversal of monetary transmission and banks' risk-taking in a low-interest environment. Both, weaker monetary transmission and higher risk-taking arise because lower policy rates impair banks' net worth. The pass-through to deposit rates, the level of excess reserves and the extent of the agency problem between banks and depositors are crucial determinants of monetary transmission. If the deposit pass-through is sufficiently impaired, a reversal rate exists. For policy rates below the reversal rate further interest rate reductions lead to a disproportionate increase in risk-taking and a contraction in loan supply.

Keywords: Monetary policy, Bank lending, Risk-taking channel, Reversal rate

JEL Classifications: G21, E44, E52

## Non-technical Summary

The current monetary environment in major economies is characterized by protracted low, sometimes even negative, policy interest rates and excess reserves holdings by the banking sector. Concerns have been voiced that in this environment, further monetary easing could have the unintended consequences of incentivizing risk-taking by banks (risk-taking channel) as well as depressing banks' profit margins which could weaken the transmission of policy rates into banks' loan supply (weakened bank lending channel). The extant theoretical literature has studied these consequences separately and abstracted from the key features of low-interest environments. We ask whether there is a particular version of the risk-taking channel that arises in low-interest environments and whether this risk-taking channel can weaken monetary transmission via the bank lending channel. We capture the key features of a low interest environment by assuming a lower bound on deposit rates and excess reserve holdings by the banks. The key friction in our model is a standard agency problem between the banks and their depositors. A novel risk channel of monetary policy arises that results from the interaction between the agency friction on the one hand and excess reserves and bounded deposit rates on the other hand. Aside from the risk channel, the model features a standard portfolio adjustment channel of monetary policy whereby a lower risk-free rate leads the banker to shift her asset composition towards more loan issuance and less reserve holdings. In our model, the risk channel can either amplify or counteract the portfolio adjustment channel, depending on whether the level of the risk-free rate is above or below a certain threshold. If the risk-free rate converges to the lower bound of deposit rates, further reductions in the

risk-free rate cannot be fully passed on to depositors while they reduce the banker's return on excess reserves. Consequently, the banker's profit declines which leads to increased risk-taking. Higher risk-taking, in turn, tends to increase the loan rate and reduce the loan supply. This mechanism weakens the transmission of lower risk-free rates via the portfolio adjustment channel. Moreover, the risk channel can also dominate the portfolio adjustment channel. In this case, lower policy rates lead to less, rather than more, loan issuance. We show the existence of a critical threshold (reversal rate) below which monetary policy becomes contractionary. This reversal rate is a direct consequence of the agency problem between the banker and her depositors rather than arising from the imposition of an exogenous constraint.

# 1 Introduction

For the past decade, central banks in advanced economies have engaged in unprecedented monetary easing to stimulate bank lending and boost aggregate demand. This prolonged period of loose monetary policy raises concerns about its potential undesirable consequences. First, loose monetary policy may induce banks to increase risk-taking, which could pose a threat to financial stability (Borio & Zhu, 2012). Second, reductions in central bank policy rates could depress bank profits to the point that banks would respond to further monetary stimulus by raising, rather than lowering, loan rates, thus choking off the credit supply to the economy (Brunnermeier & Koby, 2017).

In the present paper, we propose a stylized model that allows to study the risk-taking and the impaired bank lending channels simultaneously. Our model generates predictions that are in line with the empirical findings with regard to the effects of monetary policy in low interest environments. In particular, we show that higher risk-taking incentives and the impairment of the bank lending channel can be viewed as two sides of the same coin: both arise in response to an adverse effect of lower policy rates on banks' profitability.

The extant literature has studied the risk-taking channel and the impairment of the bank lending channel in separate theoretical frameworks. Models of the risk-taking channel (e.g., Dell'Ariscia et al. (2014); Martinez-Miera & Repullo (2017)) can offer explanations for the empirically observed negative relationship between bank risk-taking and policy rates (Maddaloni & Peydró, 2011; Dell'Ariscia et al., 2017). However, these models abstract from the characteristics of the current low inter-

est environment. Therefore, they cannot explain empirical observations that occur specifically at low levels of policy rate, as, for example, a positive relationship between bank profits and policy rates (Ampudia & Van den Heuvel, 2019; Wang et al., 2020), or a negative relationship between mortgage rates and policy rates (Basten & Mariathasan, 2020; Miller & Wanengkirtyo, 2020). These empirical relations are implied by models that study an impaired bank lending channel and emphasize the importance of a lower bound on deposit rates and banks' excess liquidity holdings (e.g., Brunnermeier & Koby (2017); Eggertsson et al. (2019); Ulate (2021)). However, these models do not take into account banks' risk-taking and therefore can explain neither why banks may increase risk-taking when policy rates become negative (Basten & Mariathasan, 2020; Heider et al., 2019; Bittner et al., 2021), nor why a weaker pass-through to loan rates can be observed specifically for riskier banks (Arce et al., 2021).

We propose a parsimonious model of bank risk-taking and loan issuance in a low interest rate environment that generates predictions that are in line with the above mentioned empirical relationships. In our model, a banker uses deposits and own equity to fund the issuance of risky loans and holdings of safe reserves. The banker can exert monitoring effort to reduce the default risk of her loan portfolio. While depositors can observe the banker's choice of loan issuance and reserve holdings, her monitoring effort is unobservable, inducing an agency problem between the banker and her depositors.

We make two assumptions that reflect key characteristics of low interest rate environments. First, there is a lower bound on deposit rates; i.e., there exists a minimal

return that the bank must offer on deposits for agents to be willing to hold them rather than switch to cash. This assumption reflects the empirical observation that deposit rates tend to approach a lower bound as changes in deposit rates become progressively smaller when policy rates are lowered into negative territory (Eggertson et al., 2019). Second, the banker holds excess reserves. That is, we assume that even when policy rates become rather low, the banker never uses up her entire funding base to fund loan issuance and always retains some holdings of liquid reserves with the central bank. This assumption reflects the fact that since the financial crisis of 2008/09, reductions in short-term policy rates have been accompanied by an increase in large-scale asset purchase and lending programs by central banks. These measures have increased banks' reserve holdings in excess of regulatory provisions (such as minimum reserves and liquidity requirements).

In our model, monetary transmission, i.e., the effect of the risk-free rate on loan rates and volumes, works via two channels: A portfolio adjustment channel and, a risk channel. The portfolio adjustment channel reflects the conventional view of monetary transmission whereby lower risk-free rates are expansionary and translate into more bank lending. A lower risk-free rate reduces the return on risk-free reserves and thereby the opportunity cost of loan issuance. The banker optimally balances the lower cost of lending by decreasing the loan rate and increasing the loan supply.

The risk channel arises because the agency problem between the banker and her depositors implies that the banker's monitoring incentives are directly affected by changes in the risk-free rate. First, a lower risk-free rate reduces the profitability of reserves and thus lowers total profits. This *reserve earnings effect* worsens monitoring



incentives. Second, when the banker can pass a lower risk-free rate on to depositors, profits increase. This *deposit pass-through effect* improves monitoring incentives. When the first effect dominates the second effect, the banker's monitoring incentives decline when the risk-free rate falls. This negative effect of lower risk-free rates on monitoring incentives can arise in our model because of the lower bound on deposit rates. As a consequence, when the reserve earnings effect dominates the deposit pass-through effect, further reductions in the risk-free rate worsen monitoring incentives, and the banker optimally increases her risk-taking.

To balance the adverse effect of a higher risk level on profits, the banker has an incentive to optimally increase the loan rate and reduce the loan volume. We show that the risk channel counteracts the portfolio adjustment channel and that the effect of lower policy rates on the banker's loan issuance becomes weaker if the risk-free rate falls below a critical value.

Furthermore, we show that the risk channel can also dominate the portfolio adjustment channel. In particular, we show the existence of a critical value below which further reductions in the risk-free rate induce banks to cut back on lending. The critical value constitutes a reversal rate, as in [Brunnermeier & Koby \(2017\)](#). Like their model, a precondition for the reversal rate in our model is that bank profits decline when the risk-free rate falls. In contrast to their model, however, the reversal rate in our model does not arise due to an exogenous constraint on future bank profits but due to the agency friction between the banker and her depositors.

Thus, the interplay between the portfolio adjustment and the risk channel allows us to distinguish between three possible cases for the effects of monetary policy,

depending on the level of the risk-free rate: First, if the risk-free rate is sufficiently high, a decrease in the rate results in more lending and less risk taking. Second, for intermediate values of the risk-free rate, the bank increases its loan issuance by less when the risk-free rate falls. The reason is that it now also increases its risk-taking which, in turn, weakens the transmission of monetary policy into loan volumes. Third, if the conditions for the reversal rate are met, at sufficiently low levels of the risk-free rate, further reductions in the risk-free rate become contractionary as they lead to a reduction in loan issuance.

We extend our model to consider the effects of insured deposits on the possibility of transmission reversal. Deposit insurance (not fairly priced in equilibrium) provides an (exogenous) subsidy to the bank that increases its profits at any risk-free rate. As a consequence, deposit insurance mitigates the problem of transmission reversal. At the limit, when all deposits are insured, the reversal rate ceases to exist. Thus, *ceteris paribus*, transmission reversal is less of a problem for banks that are funded with a larger share of insured deposits. Moreover, in our baseline model, we make a strict assumption to ensure that the bank holds a strictly positive reserve balance. We justify this assumption by making reference to the current environment of high excess liquidity in the banking sector which is primarily driven by central banks' asset purchase programs. In an extension, we show that our main results remain largely unchanged if we allow the bank to borrow from the central bank, i.e., hold negative reserve balances, but deposits are subject to random in- and outflows.

**Related Literature.** Our paper relates to a large body of literature that analyzes the transmission of monetary policy via the banking sector. The traditional view

of the bank lending channel holds that a reduction in policy rates reduces banks' funding cost and induces greater loan supply ([Bernanke & Blinder, 1988](#); [Bernanke & Gertler, 1995](#); [Kashyap & Stein, 1994](#)). While this channel is also at work in our model, we show that it can be weakened or amplified by a risk channel that arises due to agency frictions between the bank and its depositors.

This relates our paper to the literature on the bank risk-taking channel, which argues that low policy rates may lead banks to increase the riskiness of their loan portfolio ([Gambacorta, 2009](#); [Rajan, 2010](#); [Borio & Zhu, 2012](#)). In particular, our model builds on [Dell'Ariccia et al. \(2014, 2017\)](#), who emphasize the role of agency frictions between banks and their creditors as a key determinant of the risk-taking channel. The bank in our paper faces a similar agency problem as banks in [Dell'Ariccia et al. \(2014\)](#) or [Cordella et al. \(2018\)](#). The key difference to these papers is that we concentrate on the effect of monetary policy on the bank's endogenous portfolio adjustment between loans and reserves under assumptions that reflect a low interest environment and treat bank leverage as given. In contrast, [Dell'Ariccia et al. \(2014\)](#) focus on the effect of monetary policy on leverage and risk-taking, but abstract from properties of a low interest environment. As a consequence, our model generates implications that are in line with recent empirical findings on the effect of monetary policy in environments constrained by a lower bound on deposit rates where banks hold large amounts of excess reserves with the central bank.

[Martinez-Miera & Repullo \(2020\)](#) show that the loan market structure is key for the relationship between interest rates and risk-taking decisions of financial intermediaries because it shapes the extent to which lower funding costs are passed through

to loan rates. The ability of banks to pass lower risk-free rates through to deposit and loan rates is also a driver in our model. However, the former models assume that the pass-through of monetary policy to deposit rates is frictionless. In contrast, we take into account an imperfect pass-through to deposit rates and its interaction with excess reserve holdings.

This connects our paper to the growing literature on monetary policy transmission in a low interest rate environment. [Eggertsson et al. \(2019\)](#) argue that due to the increasing attractiveness of cash, the pass-through to deposit rates becomes impaired when the policy rate approaches the zero lower bound or becomes negative. [Brunnermeier & Koby \(2017\)](#) show the existence of an effective lower bound – the so-called reversal rate – below which further reductions in policy rates lead to an increase in loan rates. Both, [Brunnermeier & Koby \(2017\)](#) and [Eggertsson et al. \(2019\)](#) derive their theoretical results by imposing an exogenous net worth constraint that, once binding, mechanically increases the equilibrium loan rate. [Repullo \(2020\)](#) points out that such an exogenous constraint on the future value of the bank’s capital does not reflect standard banking regulation. [Repullo \(2020\)](#) further demonstrates that the reversal rate fails to arise in a model with a standard capital requirement. Our paper complements this literature by tying the net worth constraint to a standard agency problem between the banker and her creditors. In this respect, our paper is also related to [Darracq Pariès et al. \(2020\)](#), who study the reversal rate in a macroeconomic general equilibrium model and consider the bank’s net worth constraint as an agency problem. However, the net worth constraint in [Darracq Pariès et al. \(2020\)](#) arises because the banker can abscond with the deposits rather than because of unobserv-

able monitoring and risk-taking, as in our model. Thus, while they also conclude that larger bank equity mitigates the reversal problem, they abstract entirely from risk-taking.

## 2 Model setup

We consider a bank over two periods, indexed by  $t = 0, 1$ . The bank is run by a risk-neutral bank owner/manager (“banker”) who is endowed with own funds and receives deposits from a large number of risk-neutral depositors. The banker decides on the issuance of loans and on the monitoring of her loan portfolio. Monitoring entails a private cost for the banker and reduces the riskiness of her loan portfolio. Depositors cannot observe the banker’s monitoring choice, and the banker cannot commit to a certain level of monitoring. The main focus of our analysis is on the transmission of monetary policy to loan rates, the loan volume and the banker’s monitoring/risk taking. We take the gross risk-free interest rate  $r > 0$  as the measure of monetary policy, and we assume that it can be perfectly controlled by the central bank.

**Bank liabilities.** The banker is endowed with own funds  $E \geq 0$ . In addition, she can attract deposits in period 0 from a large number of depositors. Deposits are uninsured and depositors need to be compensated for the risk that the banker becomes unable to fully repay the depositors in period 1.<sup>1</sup> Thus, to attract deposits, the banker must offer a deposit rate,  $r_D$ , that, in expected terms, matches depositors’ outside option,  $u(r)$ .

---

<sup>1</sup>Section 4.1 considers the effect when the banker also issues insured deposits.

**Assumption 1.** *The depositors' outside option  $u(r) \geq r$  is bounded below by  $\underline{u}$ . For  $r > u^{-1}(\underline{u})$ ,  $u(r)$  is strictly increasing ( $u'(r) > 0$ ) and weakly convex ( $u''(r) \geq 0$ ).*

The lower bound  $\underline{u}$  reflects the idea that depositors would switch to other assets, such as non-interest bearing cash holdings, once the risk-free rate becomes too low. The lower bound is not necessarily equal to zero, as negative rates could still be compensated for in the form of non-pecuniary benefits of deposits, such as the safety and ease of making payments.<sup>2</sup> The further assumption that the outside option weakly increases at an increasing rate reflects the idea that the relative benefit of holding deposits decreases in an environment of higher real interest rates when the profitability of other assets increases.

To simplify the exposition in the main part of this paper, we assume that the banker cannot adjust the 'intensive margin' of her deposits. That is, she either raises an amount  $D$  or no deposits at all. Our preferred interpretation of this assumption is that deposits are subject to in- and outflows that cannot be easily scaled by the banker because they are determined by the decisions of depositors. For example, depositors can be firms that hold their working capital with the bank and need to make payments. Alternatively, deposits can be created when the central bank purchases bonds and other fixed-income assets from depositors under quantitative easing programs. When buying such assets from non-bank entities, the central bank transfers the purchase price to their deposit accounts, while the respective banks receive a transfer of central bank liquidity into their reserve accounts. The banker

---

<sup>2</sup>For example, suppose that depositors, instead of holding deposits, could either hold a risk-free bond at rate  $r$  or cash which provides a per-unit convenience yield  $\theta$  and requires a per-unit storage cost  $x$ . For this case,  $u(r) = \max\{1 + \theta - x, r\}$ .

cannot easily scale such flows up or down since they are determined by the depositors' decisions to sell (buy) securities.<sup>3</sup>

**Bank assets and monitoring.** The banker is a monopolist in the local loan market.<sup>4</sup> Loan demand in period 0 is described by a demand curve  $L(r_L)$ , with  $L'(r_L) < 0$  and  $L''(r_L) \leq 0$ , where  $r_L$  denotes the gross interest rate that the bank charges on loans.<sup>5</sup> Loans are risky and are repaid in period 1 with probability  $q \in (0, 1)$ . The banker can exert unobservable monitoring effort to influence the repayment probability of her loan portfolio. We assume that monitoring is translated one-to-one into the success probability so that the banker can directly choose  $q$ . Monitoring entails a private cost

$$c(q) = \frac{\kappa}{2}q^2, \quad \text{where } \kappa > 0.$$

Alternatively, the banker can invest in a risk-free asset that yields the gross risk-free return  $r$  in period 1. For example, this can be current accounts held with the central bank or investments in high-quality government bonds. The amount invested in the risk-free asset is denoted by  $R$  and henceforth referred to as reserves.

---

<sup>3</sup>The current level of excess reserves by the banking sector is primarily driven by the quantitative easing (QE) programs of central banks. For example, since 2015, the euro area banking sector increased reserve holdings by more than EUR 1.3 trillion (Bechtel et al., 2021).

<sup>4</sup>In Appendix A2 we show that our main results remain qualitatively unchanged under perfect competition when banks have no market power in the loan market.

<sup>5</sup>As a technical condition to ensure the uniqueness of the equilibrium, we assume that  $L(\cdot)$  is not too concave, i.e.,  $|L''(r_L)|$  is bounded above.

The bank's funding constraint in period 0 is given by

$$R + L = D + E. \tag{1}$$

The level of reserves is endogenously determined through the loan choice of the banker as the residual  $R = D + E - L$ . Henceforth, we use  $\rho \equiv \frac{R}{D} = \frac{D+E-L}{D}$  to denote the share of deposits held in risk-free reserves and we refer to it as the reserves-deposit-ratio.

To simplify the exposition of the main part of the analysis, we focus on the case in which the banker always holds a positive reserve balance.

**Assumption 2.** *The elasticity of the loan demand function,  $\eta(r_L) \equiv -\frac{L'(r_L)r_L}{L(r_L)}$ , satisfies*

$$\eta(L^{-1}(D + E)) < 1.$$

[Assumption 2](#) implies that the banker never exhausts her entire funding base to issue loans but always holds a strictly positive amount of excess reserves. The case of large (excess) reserves is currently the empirically relevant case and likely remains so for the foreseeable future. During the 2008/09 financial crisis, major central banks, such as the Eurosystem, the Federal Reserve or the Bank of England, deviated significantly from their previous regimes of neutral liquidity conditions and have not since returned to their pre-crisis modes of liquidity management. In particular, the increase in large-scale asset purchases since the start of the COVID-19 pandemic has further ratcheted up banks' holdings of reserves in excess of regulatory requirements. We relax [Assumption 2](#) in [Section 4.2](#), where we introduce random liquidity shocks



to deposits but we allow the bank to choose the deposit volume endogenously and allow the bank to borrow from the central bank, i.e.,  $R < 0$ .

**Sequence of events and equilibrium.** Figure 1 shows the sequence of events in the model. An equilibrium of the model is given by a loan rate  $r_L^*$  and a deposit rate  $r_D^*$ , which jointly determine the bank's optimal loan supply,  $L^*$ , optimal reserves,  $R^*$ , and the monitoring choice,  $q^*$ . The loan rate  $r_L^*$  and the monitoring choice  $q^*$  maximize the banker's expected profits given the funding constraint (1), while the deposit rate  $r_D^*$  ensures depositor participation, given depositors' rational expectations about the bank's monitoring choice.

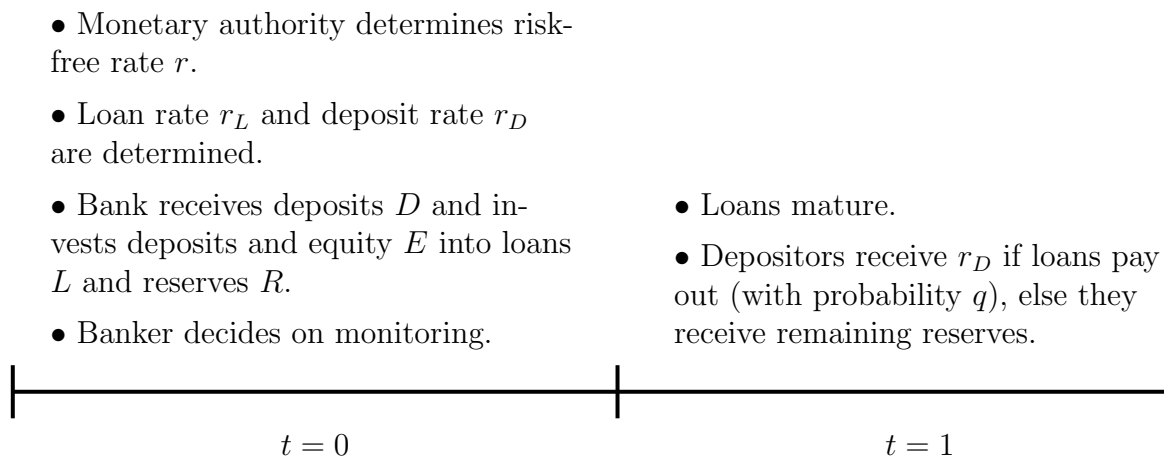


Figure 1: Sequence of Events

### 3 Monetary transmission with the portfolio adjustment and risk channels

**Optimal monitoring choice.** We solve the model backwards by first considering the banker's optimal choice of monitoring and then determining her optimal loan issuance and reserve holdings. The banker's expected profits, given  $r_L$  and  $R$ , can be written as

$$\Pi = q(r_L L(r_L) + rR - r_D D) - \frac{\kappa q^2}{2} - rE. \quad (2)$$

The first-order condition for the optimal monitoring choice becomes<sup>6</sup>

$$r_L L(r_L) + rR - r_D D - \kappa \hat{q} = 0. \quad (3)$$

Given that depositors rationally anticipate the bank's optimal monitoring choice  $\hat{q}$ , the interest rate on deposits that ensures depositor participation must satisfy

$$\hat{q}r_D + (1 - \hat{q})\frac{rR}{D} \geq u(r). \quad (4)$$

Depositors expect to be paid  $r_D$  with probability  $\hat{q}$ . With converse probability, the bank defaults when loans do not pay out at maturity and depositors obtain a senior claim over a pro-rata share of the remaining assets (reserves plus accrued interest). The expected repayment to depositors must be at least as large as their outside option,  $u(r)$ . Since the bank's expected profits are strictly decreasing in  $r_D$ ,

---

<sup>6</sup>All derivations can be found in the Appendix.

condition (4) binds at the optimum, so we can substitute

$$r_D = \frac{u(r) - (1 - \hat{q})\frac{rR}{D}}{\hat{q}} \quad (5)$$

into condition (3) and solve for the optimal monitoring choice  $\hat{q}$ .<sup>7</sup>

**Lemma 1.** *The banker's optimal monitoring choice is given by a function  $\hat{q}(r_L, r)$  with*

$$\frac{\partial \hat{q}}{\partial r_L} \begin{cases} \geq 0 & \text{if } \frac{\hat{q}r_L - r}{\hat{q}r_L} \leq \frac{1}{\eta(r_L)} \\ < 0 & \text{else} \end{cases} \quad \text{and} \quad \frac{\partial \hat{q}}{\partial r} \begin{cases} \geq 0 & \text{if } u'(r) \leq \rho \\ < 0 & \text{else} \end{cases}$$

where  $\eta(r_L) \equiv -L'(r_L)r_L/L(r_L)$  denotes the loan demand elasticity and  $\rho \equiv R/D$ .

The effects of  $r_L$  and  $r$  on the optimal monitoring level reflect the effects of these rates on the banker's expected profits. Whenever a marginal increase in these rates raises profits, the banker increases her monitoring and *vice versa*.

More specifically, a higher loan rate increases monitoring whenever the Lerner index,  $(\hat{q}r_L - r)/\hat{q}r$ , is lower than the inverse loan demand elasticity,  $1/\eta(r_L)$ , which is the standard condition for the profits of a monopolistic bank to increase in  $r_L$  (Freixas & Rochet, 1997).

Whether a lower risk-free rate increases profits and therefore leads to higher monitoring depends on the relative magnitude of two effects. On the one hand, a marginal reduction in the risk-free rate lowers the value of the depositors' outside

---

<sup>7</sup>Since the equation that pins down  $\hat{q}$  is quadratic, there are two solutions. Following Allen et al. (2011), we choose the larger of the two roots. Moreover, as Dell'Ariccia et al. (2014), we focus on the interior solution where  $\hat{q} < 1$  and abstract from the corner solution where  $\hat{q} = 1$ . There is a sufficiently large range of values for  $\kappa$  such that the interior solution exists.

option and thereby reduces the banker's expected deposit funding costs. This *deposit pass-through effect* increases profits by an amount  $u'(r)D$  and incentivizes the banker to increase monitoring. On the other hand, a marginal reduction in the risk-free rate reduces the banker's return on safe reserves. This *reserve earnings effect* reduces profits marginally by  $R$  and induces the banker to reduce monitoring. Thus, a marginally lower risk-free rate decreases monitoring if the deposit pass-through effect is smaller than the reserve earnings effect, i.e., if

$$u'(r)D < R \Leftrightarrow u'(r) < \rho. \quad (6)$$

**Optimal loan issuance and reserve holdings.** Substituting the funding constraint (1), the deposit rate (5) and the banker's optimal monitoring choice  $\hat{q}(r_L, r)$  into Equation (2) allows us to rewrite expected profits as

$$\Pi = \underbrace{\hat{q}(r_L, r)r_L L(r_L)}_{\text{Expected earnings on loans.}} + \underbrace{r(D + E - L(r_L))}_{\text{Earnings on reserves}} - \underbrace{(u(r)D + rE)}_{\text{Cost of funds}} - \underbrace{\frac{\kappa \hat{q}(r_L, r)^2}{2}}_{\text{Monitoring cost}}. \quad (7)$$

The banker's remaining choice variable is the loan rate  $r_L$ . The optimal loan rate,  $r_L^*$ , is determined by the standard condition for loan issuance of a monopolistic bank: the Lerner index equals the inverse loan demand elasticity

$$\frac{\hat{q}(r_L^*, r)r_L^* - r}{\hat{q}(r_L^*, r)r_L^*} = \frac{1}{\eta(r_L^*)}. \quad (8)$$

At the optimum point, the loan demand elasticity exceeds unity,  $\eta(r_L^*) > 1$ . Condition (8) follows from the fact that the effect of  $r_L$  on  $\hat{q}$  can also be expressed in

terms of the Lerner index and the inverse demand elasticity (cf. [Lemma 1](#)).

**Monetary policy transmission.** Monetary policy affects the banker’s optimal loan rate (and therefore the loan volume) through a *portfolio adjustment channel* and a *risk channel*

$$\frac{dr_L^*}{dr} = \underbrace{\frac{\overbrace{\frac{\partial r_L^*}{\partial r}}^{(+)}}{\partial r}}_{\text{portfolio adjustment channel}} + \underbrace{\frac{\overbrace{\frac{\partial r_L^*}{\partial q}}^{(-)} \times \overbrace{\frac{\partial \hat{q}(r_L^*, r)}{\partial r}}^{(+)/(-)}}{\partial q}}_{\text{risk channel}}. \quad (9)$$

The conventional view of monetary policy transmission holds that monetary policy actions that lower the risk-free rate are expansionary, as they lead to greater bank loan issuance. The portfolio adjustment channel reflects this conventional monetary policy transmission. Effectively, the banker solves an optimal portfolio problem by allocating her funding resources between two investment opportunities (loans and reserves).<sup>8</sup> Given  $\hat{q}$ , a lower risk-free rate reduces the opportunity cost of investing in loans rather than holding reserves. As a consequence, the banker optimally reduces the loan rate and increases her loan issuance.

In contrast to the portfolio adjustment channel, the direction of the risk channel is ambiguous: it can either amplify or dampen the portfolio adjustment effect. To understand the intuition behind the workings of the risk channel, note that, *ceteris paribus*, a lower success probability increases the loan rate, thereby reducing the

---

<sup>8</sup>Since the volume of deposits is fixed, the optimal loan rate is independent of the costs of deposits as in the textbook version of a monopolistic bank with separable loan and deposit choices ([Freixas & Rochet, 1997](#)). In [Section 4.2](#), we show a variant of the model where the bank can choose its deposit volume.

amount of loan issuance, i.e.,  $\partial r_L^*/\partial q < 0$ . The reason is that the bank optimally reacts to a lower success probability by increasing the loan rate in order to keep the expected marginal benefit from issuing an additional loan equal to the risk-free return that it earns on reserve holdings (cf. Equation (8)). Thus, whenever the reserve earnings effect dominates the deposit pass-through effect, a reduction in the risk-free rate lowers monitoring,  $\partial \hat{q}/\partial r > 0$ , and the risk channel counteracts the portfolio adjustment channel, thereby weakening monetary transmission.

**Proposition 1.** *For a sufficiently small risk-free rate, the reserve earnings effect dominates the deposit pass-through effect and the risk channel weakens the transmission of monetary policy via the portfolio adjustment channel, i.e., there exists  $\bar{r}$  such that*

$$r < \bar{r} \Rightarrow \frac{\partial \hat{q}}{\partial r} > 0. \quad (10)$$

Figure 2 illustrates Proposition 1. Note that the lower bound on  $u(r)$  implies that for  $r < u^{-1}(\underline{u})$ , the deposit pass-through becomes fully impaired, i.e.,  $u'(r) = 0$ . At this level of the risk-free rate, the banker is unable to pass a lower risk-free rate through to her depositors and she becomes unable to further reduce her expected funding costs. The blue curve in Figure 2 shows the marginal required deposit rate,  $u'(r)$ , which becomes flat below  $u^{-1}(\underline{u})$  when the pass-through is fully impaired. However, by Assumption 2, the banker always holds a strictly positive level of reserves, even at low risk-free rates below  $u^{-1}(\underline{u})$ . Thus, the reserve earnings effect must dominate the deposit pass-through effect already at a level of the risk-free rate  $\bar{r} > u^{-1}(\underline{u})$ . The red curve shows the reserves-deposit ratio,  $\rho(r_L) = (D + E - L(r_L))/D$ , evaluated at the optimal loan rate  $r_L^*(r)$ . For  $r$  above the critical value  $\bar{r}$ ,

the risk channel amplifies the portfolio adjustment channel. Below the critical value  $\bar{r}$ , a lower risk-free rate reduces the banker's monitoring incentives, and the risk channel weakens the portfolio adjustment channel.<sup>9</sup> Thus, the slope of the reserve deposit curve becomes less steep for  $r < \bar{r}$ , implying that the interest rate must fall by more to reduce reserves to achieve a given increase in loan issuance.

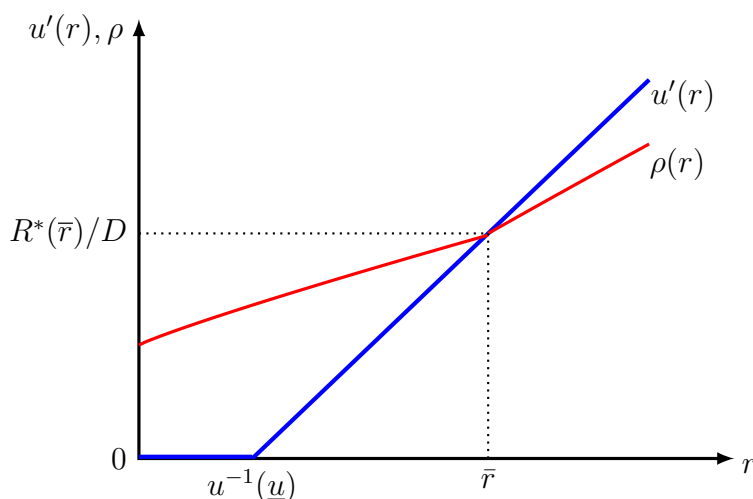


Figure 2: Required marginal deposit rate,  $u'(r)$ , and reserves-deposit ratio,  $\rho$ . To the right (left) of  $\bar{r}$ , the risk channel amplifies (weakens) the portfolio adjustment channel, as can be seen from the change in the slope of the red curve at  $\bar{r}$ .

**Reversal of monetary transmission.** The risk channel may not only weaken the portfolio adjustment channel but also dominate it, implying that a lower risk-free rate will lead to an *increase* in the loan rate and a *reduction* in the bank's loan supply.

<sup>9</sup>Observe that condition (10) is only a sufficient condition. It does not rule out the possibility that the reserve earnings effect becomes dominant over the deposit pass-through effect at a higher level of the risk-free rate (above  $\bar{r}$ ). Whether such a case can arise depends crucially on further properties of  $u(r)$  and  $L(r_L)$ , such as the curvature or magnitude of its rate of change.

**Proposition 2.** *The risk channel dominates the portfolio adjustment channel, i.e.,  $\frac{dr_L^*}{dr} < 0$ , if and only if*

$$\frac{\partial \hat{q}(r_L^*, r)}{\partial r} \frac{r}{\hat{q}(r_L^*, r)} > 1. \quad (11)$$

To understand the intuition behind [Proposition 2](#), recall that, on the one hand, a lower success probability makes loan issuance relatively less profitable compared to holding reserves, implying that the bank cuts back its loan issuance when  $q$  falls. On the other hand, a lower risk-free rate reduces the return on reserves and makes holding reserves less profitable. If the reduction in the risk-free rate lowers the success probability and therefore the profitability of loans by more than the profitability of reserves, the bank prefers to hold more reserves, despite a lower risk-free rate. However, for the profitability of loans to fall by more than the profitability of reserves, the banker's monitoring must react strongly enough, i.e., a reduction in  $r$  must lead to a disproportional reduction in  $\hat{q}$ .

**Proposition 3.** *If the monitoring costs are sufficiently large, then the risk channel dominates the portfolio adjustment channel if the risk-free rate becomes sufficiently low: i.e., for  $\kappa > \underline{\kappa}$ , there exists a critical value  $\hat{r} < \bar{r}$  such that*

$$r < \hat{r} \Leftrightarrow \frac{dr_L^*}{dr} < 0.$$

*The critical value  $\hat{r}$  is strictly increasing in the bank's monitoring cost,  $\kappa$ , and strictly decreasing in the banker's own equity,  $E$ .*

[Proposition 3](#) translates the condition in [Proposition 2](#) into a critical value for the risk-free rate. In particular, whenever monitoring costs are sufficiently high



and the risk-free rate falls below the critical rate, then the elasticity of  $\hat{q}$  becomes sufficiently large so that the risk channel becomes the dominant transmission channel of monetary policy. As in Brunnermeier & Koby (2017), below  $\hat{r}$ , reductions in the risk-free rate are contractionary, rather than expansionary, and  $\hat{r}$  constitutes a *reversal rate*.

Figure 3 illustrates Proposition 3. As in Figure 2, it plots the required marginal deposit rate  $u'(r)$  (blue curve) against the Reserves-deposit ratio. However, in Figure 2, we assume that  $\kappa > \underline{\kappa}$ , so that the reserves-deposit ratio becomes downward-sloping for values of  $r$  below the reversal rate  $\hat{r}$ . Since the reversal rate is equal to the point at which the risk channel just offsets the portfolio adjustment channel, it follows that, if it exists, the reversal rate must be strictly below the threshold  $\bar{r}$ .

Our analysis complements Brunnermeier & Koby (2017) by showing that a reversal rate can arise as a consequence of banks' risk-taking behavior. The reversal rate in their model arises due to a binding exogenous constraint on future profits, whereas in our model, the reversal is a consequence of the bank's endogenous risk choice. Moreover, the reversal rate in our model only exists if the bank increases its risk-taking sufficiently strongly in response to a change in the risk-free rate, i.e., if  $\kappa$  is sufficiently large.

**Implications of the model.** We use Propositions 1 and 3 to derive implications of monetary policy in a high excess liquidity and low interest rates environment.

**Hypothesis 1.** *For given equity  $E$ , higher (excess) reserves are associated with*

1. *higher bank risk-taking;*

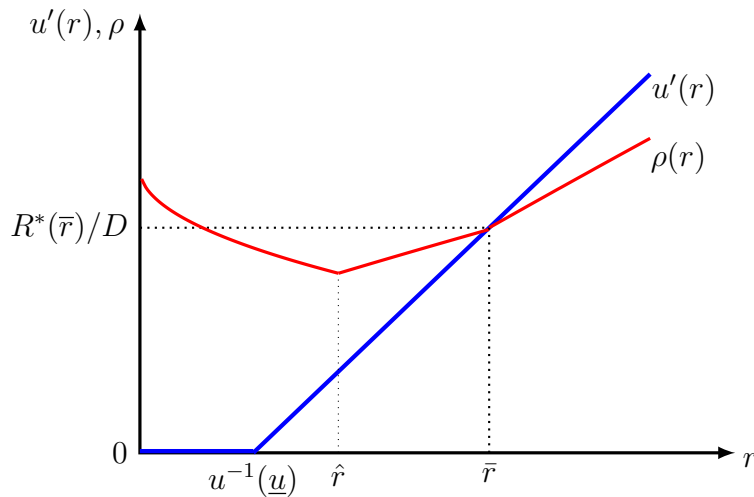


Figure 3: Reversal of transmission when  $\kappa > \bar{\kappa}$ . For  $r \in (\hat{r}, \bar{r})$ , the risk channel weakens the portfolio adjustment mechanism. For  $r < \hat{r}$ , the risk channel dominates and monetary transmission reverses.

2. *higher loan rates and a lower loan volume;*
3. *weaker monetary policy transmission.*

**Hypothesis 1** follows because larger reserves strengthen the reserve earnings effect compared to the deposit pass-through effect. As a consequence, the threshold  $\bar{r}$  increases, and the range of policy rates at which the risk channel weakens the transmission via the portfolio channel becomes larger. **Hypothesis 1** is in line with recent empirical findings by [Jimenez et al. \(2012\)](#) and [Miller & Wanengkirtyo \(2020\)](#). [Jimenez et al. \(2012\)](#) show that banks with more liquidity on their balance sheet expand loan issuance less following a rate cut. However, they do not distinguish between required and excess reserves. Yet, [Miller & Wanengkirtyo \(2020\)](#) show that, following a reduction in the policy rate, banks with larger excess reserves extend

lending to riskier borrowers. Moreover, they also find that the transmission of policy rates to loan rates becomes substantially weaker in an environment of excess liquidity, i.e., comparing transmission before and after the financial crisis, they show that the substantial increase in excess liquidity due to the crisis reduced the transmission into loan rates by about 28 bps.

**Hypothesis 2.** *The reversal rate is larger if, ceteris paribus:*

1. *the bank is endowed with a smaller level of equity;*
2. *the bank is riskier and its loan portfolio is more costly to monitor.*

[Hypothesis 2](#) follows from the effects of equity,  $E$ , and the monitoring cost parameter,  $\kappa$ , on the reversal rate  $\hat{r}$  (*cf.* [Proposition 3](#)). A smaller equity endowment (as well as a larger cost parameter  $\kappa$ ) strengthens the bank's agency problem and increases its risk-taking incentives. Since higher risk-taking raises the loan rate for any value of  $r$ , the reversal rate at which the risk channel dominates the portfolio channel also increases.

[Hypothesis 2](#) is in line with recent evidence by [Arce et al. \(2021\)](#), who show that a negative correlation between policy and loan rates can be found for banks that are weakly capitalized and whose lending is riskier. Similarly, [Basten & Mariathan \(2020\)](#) and [Miller & Wanengkirtyo \(2020\)](#) find that lower policy rates are negatively correlated with mortgage rates, but not with interest rates on other types of loans. To the extent that mortgage handling is relatively more costly than the origination and handling of short-term uncollateralized loans, [Hypothesis 2](#) is consistent with these findings.

## 4 Extensions

### 4.1 Insured deposits

In this section, we consider how deposit insurance alters the transmission of monetary policy via portfolio adjustment and risk channels and the possibility of a transmission reversal. Suppose that a share  $\delta \in [0, 1]$  of deposits are insured at a zero flat rate. Insured depositors have the same outside option as uninsured depositors,  $u(r)$ .

As before, we solve the model backwards, by first deriving the banker's optimal monitoring choice and thereafter the optimal loan rate. The first-order condition for the monitoring choice is as in Equation (3), except that we replace the deposit rate  $r_D$  by the average deposit rate,  $\bar{r}_D$ , which depends on the share of insured deposits. As uninsured depositors rationally anticipate bank monitoring  $\hat{q}$ , the average deposit rate is <sup>10</sup>

$$\bar{r}_D = \frac{(\delta\hat{q} + (1 - \delta)u(r) - (1 - \delta)(1 - \hat{q})\frac{rR}{D}}{\hat{q}}.$$

Substituting  $\bar{r}_D$  into Equation (3) implicitly defines the banker's optimal monitoring  $\hat{q}(r_L, r, \delta)$ . Importantly, the condition for  $\hat{q}$  to increase in  $r$  is the same as before in Lemma 1

$$\frac{\partial \hat{q}(r_L, r, \delta)}{\partial r} > 0 \Leftrightarrow u'(r) < \rho.$$

An increase in  $\delta$  increases monitoring:  $\frac{\partial \hat{q}}{\partial \delta} > 0$ . This 'charter value effect' of deposit insurance is described in Cordella et al. (2018):<sup>11</sup> As the deposit rate is

---

<sup>10</sup>For simplicity, we assume that, after default at maturity, the bank's cash flows from reserves are split on a *pro-rata* basis among all depositors, insured and uninsured.

<sup>11</sup>Cordella et al. (2018, Proposition 1) show that the effect arises if the share of deposit liabilities that are priced 'at the margin' is sufficiently small. In our model, this share is zero since depositors

given when the banker chooses her monitoring, a higher share of insured deposits amounts to a greater implicit subsidy from the deposit insurance, thereby reducing the repayments to depositors and increasing the banker's profits. As a consequence, higher deposit insurance coverage strengthens monitoring incentives.

The banker's expected profit takes the same form as before in [Equation \(7\)](#) except that now the implicit subsidy from funding with a share  $\delta$  of insured deposits is added. We can use the average deposit rate and the banker's optimal monitoring choice to write expected profits as

$$\Pi = \hat{q}(r_L, r)L(r_L) + rR - (u(r)D + rE) - \frac{\kappa \hat{q}(r_L, r)^2}{2} + S(\delta, r_L, r, R)$$

where  $S(\delta, r_L, r, R) \equiv (1 - \hat{q}(r_L, r, \delta))\delta(u(r)D - rR)$  is the implicit subsidy from the deposit insurance.

Ceteris paribus, larger reserves reduce the implicit subsidy. This is because deposit insurance can use safe reserves to cover (part of) its liabilities in case the loans fail.

The transmission of monetary policy works as before via the portfolio adjustment and risk channels. Since optimal monitoring increases in the risk-free rate whenever the reserve earnings effect dominates the deposit pass-through effect, the condition for the risk channel to weaken monetary transmission remains formally the same as in the benchmark model with  $\delta = 0$ .

However, the presence of insured deposits changes the relative importance of the portfolio adjustment and risk channels in the transmission of monetary policy.

---

never observe the banker's actual risk-taking.

**Proposition 4.** *Given a share  $\delta$  of insured deposits, the risk channel dominates the portfolio adjustment channel, i.e.,  $\frac{dr_L^*}{dr} < 0$ , if and only if*

$$\frac{\partial \hat{q}(r_L, r, \delta)}{\partial r} \frac{r}{\hat{q}(r_L, r, \delta)} > 1 + \frac{\delta \hat{q}}{1 - \delta}.$$

Comparing [Propositions 2](#) and [4](#) shows that the condition for the dominance of the risk channel is stronger when the banker is funded with insured deposits. The reason is that the banker obtains a larger implicit subsidy from deposit insurance when she holds fewer reserves. This asset substitution motive provides an additional incentive for the banker to increase her loan issuance when the risk-free rate falls. Thus, deposit insurance strengthens the portfolio channel and alleviates the problem of transmission reversal. Simply put, the deposit insurance subsidy mitigates the adverse effect of lower rates on the bank's profitability by increasing its profits.

**Hypothesis 3.** *The reversal rate  $\hat{r}$  is smaller for banks that are funded with a larger share of insured deposits. In the limit, for  $\delta \rightarrow 1$ , the reversal rate ceases to exist.*

## 4.2 Liquidity shocks and endogenous deposits

In the benchmark model, [Assumption 2](#) and the fact that the banker cannot adjust the volume of deposits implies a positive level of reserve holdings. Suppose, however, that the bank could choose the deposit volume  $D$ . In the absence of a specific reason for holding reserves, the bank would entirely abstain from holding reserves as long as the risk free rate earned on reserves is lower than the opportunity cost of deposits. Thus, the risk channel would never counteract the portfolio adjustment channel since

$u'(r) \geq 0$  and a reversal of monetary policy could not occur.

Previously, we motivated the assumption of fixed deposit volume and positive reserve holdings by arguing that banks cannot easily adjust in- and outflows to their deposit accounts. In line with this motivation, we now explicitly consider idiosyncratic liquidity shocks to depositors, i.e., in- and outflows to and from their deposit accounts. For example, inflows to deposit accounts can be interpreted as sales of assets from the depositor to the central bank which automatically add to the bank's reserves holdings. Outflows from deposit accounts, in turn, need to be covered by running down reserves or by additional borrowing from the central bank. For simplicity, we assume that the bank can access the central bank's standing deposit and lending facilities at an interest rate  $r$  to deposit excess reserves or cover deposit outflows.<sup>12</sup> Moreover, we assume that the bank can also borrow ex ante from the central bank up to a fraction  $\sigma \in (0, 1)$  of its loan issuance, i.e., we impose  $R \geq -\sigma L^*$ .

Liquidity shocks, denoted  $x$ , are drawn from a continuous distribution with c.d.f.  $F(\cdot)$  and p.d.f.  $f(\cdot)$  over support  $[-1, z]$ , where  $z$  denotes the maximal inflows to an individual deposit account. We assume that the liquidity shocks realize after the bank has contracted the deposit rate, set its loan rate and chosen the optimal monitoring effort. To simplify the exposition, we set  $\mathbf{E}[x] = 0$  and  $E = 0$ .

As before, we solve the model backwards. Given  $r_D$ , the bank's optimal monitoring is still determined by [Equation \(3\)](#). The random in- and outflows to deposit accounts affect the deposit cost of the bank. In particular, if the bank is solvent, depositors receive  $r_D$  on their entire deposit holdings at maturity. With probability

---

<sup>12</sup>Allowing for an interest rate corridor by making the borrowing rate higher than the deposit rate would complicate this analysis without altering the main results.

$1 - q$ , the bank defaults. In this case, depositors obtain a pro-rata share of the remaining (positive) holdings of reserves. The expected repayment to deposits must equal their outside option  $u(r)$  such that

$$r_D = \frac{u(r) - \frac{(1-\hat{q})r \int_{-\rho}^z (R+xD)dF(x)}{D}}{\hat{q}}. \quad (12)$$

By substituting  $r_D$  into Equation (3), we can solve the bank's monitoring choice  $\hat{q}(r_L, D; r)$ . The partial effects of  $r_L$ ,  $r$  and  $D$  on the banker's optimal monitoring  $\hat{q}$  reflect the effects of these variables on her expected profits. As before, the effects of  $r_L$  and  $r$  are ambiguous, with the respective conditions now taking into account expected deposit flows.<sup>13</sup> However, the effect of  $D$  on  $\hat{q}$  is unambiguously negative, i.e.,  $\frac{\partial \hat{q}}{\partial D} < 0$ . This is because  $u(r) \geq r$  so deposits are relatively more expensive than borrowing from the central bank (*cf.* Assumption 1).

**Lemma 2.** *The bank chooses a strictly positive loan issuance  $L^*(r)$ . Given Assumption 1, the bank minimizes its funding cost by choosing  $R^* = -\sigma L^*$  and  $D^* = (1 - \sigma)L^*$ .*

Lemma 2 shows that the bank borrows from the central bank on a permanent basis as long as this is feasible (i.e., if  $\sigma > 0$ ). Even though the bank does not hold a positive level of reserves ex ante, the possibility that it ends up with a positive reserve balance due to random deposit inflows implies that the risk channel can still mitigate and even dominate the portfolio channel.

---

<sup>13</sup>See the Appendix for details.



**Proposition 5.** *The risk channel dominates the portfolio adjustment channel, i.e.,  $\frac{dr_L}{dr} < 0$ , if and only if*

$$\frac{\partial q(r_L, r)}{\partial r} \frac{r}{q(r_L, r)} > \frac{1 - (1 - \hat{q}) \mathbf{Prob}[x < \frac{\sigma}{1-\sigma}]}{\mathbf{Prob}[x \geq \frac{\sigma}{1-\sigma}]} > 1 \quad (13)$$

Modulo the probability of deposit outflows, the condition for the risk channel to dominate the portfolio adjustment channel is essentially the same as condition (11) when deposits are deterministic and exogenously given.<sup>14</sup> Condition (13) allows us to illustrate the effect of permanent central bank lending programs on the existence of the reversal rate. Consider the extreme case in which the bank could finance its entire loan portfolio by borrowing from the central bank, i.e.,  $\lim \sigma \rightarrow 1$ . In this case, a reversal rate would cease to exist and the risk channel would never counteract the portfolio adjustment channel.<sup>15</sup> Such a situation is similar to the case with full deposit insurance,  $\delta = 1$ . The entire risk of the bank's loan issuance and the bank's exposure to interest rate risk would be borne by the central bank and lower policy rates would unambiguously increase the bank's profit.

## 5 Conclusion

The current environment of low and sometimes negative policy rates has given rise to concerns about the implications of low rates for the riskiness of bank portfolios

---

<sup>14</sup>If the bank would only receive deposit inflows, then  $\mathbf{Prob}[x < \frac{\sigma}{1-\sigma}] = 0$  and condition (13) would equal condition (11).

<sup>15</sup>The right-hand side of Equation (13) converges to  $\infty$ , while the left-hand side would assume a finite value, implying that the condition could never be satisfied.

and about whether low rates may impair the transmission of monetary policy. The present paper argues that these (unintended) consequences of low interest rates are two sides of the same coin as they are both caused by agency frictions between a bank and its short-term creditors.

As our model is a partial equilibrium model, it does not provide quantitative guidance about the level of the critical rate at which banks become constrained and monetary transmission weakens. However, as emphasized by [Repullo \(2020\)](#), partial equilibrium models can provide insights into the basic economic mechanisms and conditions that may trigger specific consequences of monetary policy, thereby providing input for larger quantitative models. In this respect, the contribution of our paper is twofold. First, we emphasize that lower policy rates that shrink bank profit margins lead banks to increase risk-taking, which in turn causes a weakening of the transmission of monetary policy to loan rates and volumes.

Second, our model admits the possibility that in an environment of sufficiently low policy rates, reductions in the policy rate can decrease banks' loan issuance. The existence of such a reversal rate depends on banks' characteristics (insured deposits, monitoring technology and the banks' capitalization) and the environment in which they operate. However, the reversal of monetary transmission is only an extreme manifestation of the more general phenomenon of weakened transmission due to higher risk-taking incentives in a low interest environment. This phenomenon should be of concern to central banks and may require them to devise policies that address the underlying causes of weaker transmission such as low capitalization, large excess liquidity or impaired deposit pass-through.

Our model suggests two policy implications that could help to alleviate the problem of weaker transmission in a low-interest rate environment. First, to counteract adverse effects on bank profitability that arise from a combination of excess liquidity and negative rates, central banks could implement reserve remuneration schemes that bolster bank profits. While such schemes redistribute seigniorage revenues back to banks, they could nevertheless strengthen the transmission and render monetary policy more effective. In this respect, our model provides a rationale for the recently introduced two-tiered remuneration for excess reserves by the Eurosystem that seeks to mitigate the effect of negative interest rates on bank profitability.<sup>16</sup> Second, our model suggests that the current environment of high excess liquidity and impaired deposit pass-through is conducive to the empirically observed positive relationship between bank capital and policy rates. As higher bank capital (a smaller leverage) mitigates the agency problem and lowers the reversal rate, our model echoes a recent literature (Gambacorta & Shin, 2018; Darracq Pariès et al., 2020) that argues that the capitalization of banks may matter not only for the central bank's financial stability but also for its monetary policy mandate.

---

<sup>16</sup><https://www.ecb.europa.eu/mopo/two-tier/html/index.en.html>

# Appendix

## A1 Proofs

**Proof of Lemma 1.** Maximizing expected profits for a given deposit rate  $r_D$  with respect to  $q$  yields the first-order condition

$$r_L L - r_D D + rR - \kappa q = 0.$$

By substituting  $r_D$  from the participation constraint, we can obtain  $\hat{q}$  as the solution to the following implicitly defined function:

$$\phi(q, r_L, r) \equiv r_L L - \frac{u(r)D - rR}{q} - \kappa q = 0.$$

The latter is quadratic in  $q$ . Following [Allen et al. \(2015\)](#), we take the larger of the two roots, such that

$$\frac{\partial \phi}{\partial q} = \frac{u(r)D - rR}{q^2} - \kappa < 0.$$

Moreover, we have

$$\frac{\partial \phi}{\partial r} = \frac{R - u'(r)D}{q}$$

and, using the fact that  $R = D + E - L(r_L)$ ,

$$\frac{\partial \phi}{\partial r_L} = r_L L'(r_L) + L(r_L) - \frac{r}{q} L'(r_L).$$

An application of the implicit function theorem yields the expressions for  $\partial \hat{q} / \partial r_L$  and  $\partial \hat{q} / \partial r$ .

□

**Proof of Proposition 1.** From [Equation \(7\)](#), the first-order condition for the optimal loan rate

is given by:

$$\begin{aligned} \frac{d\Pi}{dr_L} &= \hat{q}(r_L, r) (r_L L'(r_L) + L(r_L)) - r L'(r_L) + \frac{\partial \hat{q}}{\partial r_L} \underbrace{(r_L L(r_L) - \kappa \hat{q})}_{=(u(r)D - rR)/q} = 0 \\ &= \hat{q}(r_L, r) \left( r_L L'(r_L) + L(r_L) - \frac{r}{\hat{q}(r_L, r)} L'(r_L) \right) \left( 1 - \frac{u(r)D - rR}{u(r)D - rR - \hat{q}^2 \kappa} \right) = 0. \end{aligned}$$

$\hat{q}$  and the second bracket are positive, so that the optimal  $r_L^*$  satisfies condition (8) in the text.

The second-order condition, evaluated at the critical point  $r_L^*$ , becomes<sup>17</sup>

$$r_L L''(r_L^*) + 2L'(r_L^*) - \frac{r}{\hat{q}} L''(r_L^*) = -\frac{L''(r_L^*)L(r_L^*)}{L'(r_L^*)} + 2L'(r_L^*) < 0.$$

which is satisfied since  $L(\cdot)$  is a decreasing and concave function. Thus,  $r_L^*$  maximizes the bank's profits.

Applying the implicit function theorem to the first-order condition yields:

$$\frac{dr_L^*}{dr} = -\frac{\frac{\partial \hat{q}}{\partial r} \overbrace{(r_L L'(r_L) + L(r_L)) - L'(r_L^*)}^{=rL'(r_L^*)/\hat{q}}}{-\frac{L''(r_L^*)L(r_L^*)}{L'(r_L^*)} + 2L'(r_L^*)} = \frac{\partial r_L^*}{\partial r} + \frac{\partial r_L^*}{\partial q} \frac{\partial \hat{q}}{\partial r} \propto -L'(r_L) \left( 1 - \frac{\partial \hat{q}}{\partial r} \frac{r}{\hat{q}} \right). \quad (\text{A1})$$

Equation (A1) implies that the risk channel weakens the portfolio channel whenever  $\partial \hat{q}/\partial r > 0$ , which is equivalent to  $u'(r) < \rho$  (cf. Lemma 1).

Next, we show the existence of a value  $\bar{r}$  such that for all  $r < \bar{r}$ , we must have  $u(r) < \rho$ . Note that by Assumption 2, we must have  $R = D + E - L(r_L^*(r)) > 0$  at  $r = u^{-1}(\underline{u})$ , while  $u'(u^{-1}(\underline{u})) = 0$ . Moreover if  $r$  becomes sufficiently large,  $R$  converges to a positive, but finite value, while  $u'(r)$  diverges since  $u(\cdot)$  is strictly convex for  $r > u^{-1}(\underline{u})$ . Thus, for sufficiently large  $r$ , we must have  $u'(r) > \rho$ , implying that there exists a smallest value  $\bar{r}$  such that  $u'(\bar{r}) = \rho$ . For all  $r < \bar{r}$ , we have  $u'(r) < \rho$ .

Thus, for  $r < \bar{r}$ , we have  $u'(r) < \rho$  and, as a consequence of Lemma 1,  $\partial \hat{q}/\partial r > 0$ . From

<sup>17</sup>Note that the partial effect of  $r_L$  on  $\hat{q}$  is irrelevant for determining the sign of the second-order condition since  $\partial \hat{q}/\partial r_L = 0$  when evaluated at  $r_L^*$ .

Equation (A1) follows immediately, that the risk channel weakens the transmission via the portfolio channel for  $r < \bar{r}$ . □

**Proof of Proposition 2.** The proof follows immediately from Equation (A1)

$$\frac{dr_L^*}{dr} < 0 \Leftrightarrow 1 < \frac{\partial \hat{q}}{\partial r} \frac{r}{\hat{q}}.$$

□

**Proof of Proposition 3.** We show the existence of  $\hat{r}$  that satisfies

$$1 = \frac{\partial \hat{q}(r_L^*, \hat{r})}{\partial r} \frac{\hat{r}}{\hat{q}(r_L^*, \hat{r})}.$$

From the proof of Lemma 1 follows that

$$\frac{\partial \hat{q}}{\partial r} \frac{r}{\hat{q}} = \frac{(u'(r)D - R)r}{u(r)D - rR - \hat{q}^2 \kappa} \geq 1 \Leftrightarrow (u(r) - u'(r)r)D \geq \kappa \hat{q}^2.$$

The last inequality cannot be satisfied as long as  $u'(r)D \geq R$ , since  $u(r)D - rR < \kappa \hat{q}^2$  (cf. Lemma 1). Therefore, we restrict attention to  $u'(r) < \rho$ . Since  $u''(r) > 0$ , the left-hand side of the above inequality is strictly decreasing in  $r$ , implying that  $\operatorname{argmax}_r \{u(r) - u'(r)r\} = u^{-1}(\underline{u})$ . Thus, as long as  $\kappa \hat{q}^2 > \underline{u}$ , the risk channel can never dominate the portfolio adjustment channel. Hence, a necessary and sufficient condition for the existence of a reversal rate is that  $\kappa$  satisfies  $\kappa \hat{q}^2 \leq \underline{u}$ . Note further that

$$\frac{d\kappa \hat{q}(\kappa)^2}{d\kappa} = \frac{\hat{q}^2}{u(r)D - rR - \hat{q}^2 \kappa} (u(r)D - rR + \kappa \hat{q}^2) < 0.$$

Thus, we can find a value  $\underline{\kappa}$  such that  $\underline{\kappa} \hat{q}(\underline{\kappa})^2 = \underline{u}$  where  $\underline{\kappa}$  also satisfies the condition for  $\partial \phi / \partial q < 0$  in the proof of Lemma 1. Since  $u(r) - u'(r)rD - \kappa \hat{q}^2$  is strictly decreasing in  $r$ , there exists  $\hat{r}$  such that for  $\kappa \geq \underline{\kappa}$

$$(u(\hat{r}) - u'(\hat{r})\hat{r})D - \kappa \hat{q}^2 = 0. \tag{A2}$$

For  $r < \hat{r}$ , we have

$$(u(r) - u'(r)r)D > \kappa \hat{q}^2 \Leftrightarrow \frac{\partial \hat{q}}{\partial r} \frac{r}{\hat{q}} > 1.$$

□

**Proof Hypothesis 1.** We consider an exogenous increase in the deposit volume for a given  $E$  and show that this leads to an increase in excess reserves, a higher reserves-deposit ratio and less lending.

The equilibrium effect of an increased  $D$  follows by applying the implicit function theorem to the two equilibrium conditions

$$\begin{aligned} r_L L(r_L) - \frac{u(r)D - r(D + E - L(r_L))}{q} - \kappa q &= 0, \\ r_L L'(r_L) + L(r_L) - \frac{r L'(r_L)}{q} &= 0. \end{aligned}$$

Let  $\mathbf{J}^*$  denote the Jacobian of the above system of two equations evaluated at the optimum. From the proofs of [Lemma 1](#) and [Proposition 1](#) follows that  $\mathbf{J}^* < 0$  (when the variable vector is  $(r_L, q)$ ). Note further that the second equation is independent of  $D$ . Thus, by the implicit function theorem

$$\frac{dq^*}{dD} \propto -\frac{u(r) - r}{q^*} < 0 \quad \text{and} \quad \frac{dr_L^*}{dD} \propto \frac{u(r) - r}{q^*} > 0.$$

Since  $r_L$  increases in  $D$ , a higher  $D$  leads to less lending and higher excess reserves

$$\frac{dL^*}{dD} = L'(r_L^*) \frac{dr_L^*}{dD} < 0 \quad \text{and} \quad dR = dD - L'(r_L^*) \frac{dr_L^*}{dD} > 0.$$

Finally, note that the latter implies also a higher reserves-deposit ratio  $\rho$  because  $\rho < 1$  and  $L'(r_L^*) \frac{dr_L^*}{dD} < 0$  such that we obtain

$$\frac{d\rho}{dD} = \frac{1}{D} \left( 1 - \rho - L'(r_L^*) \frac{dr_L^*}{dD} \right) > 0.$$

□

**Proof Hypothesis 2.** Applying the implicit function theorem to Equation (A2) yields:

$$\frac{\partial \hat{r}}{\partial \kappa} = \frac{\frac{d\kappa \hat{q}^2}{d\kappa}}{-ru''(r)D - 2\kappa \hat{q} \frac{\partial \hat{q}}{\partial r}} > 0 \quad \text{and} \quad \frac{\partial \hat{r}}{\partial E} = \frac{2\hat{q}\kappa \frac{\partial \hat{q}}{\partial E}}{-ru''(r)D - 2\kappa \hat{q} \frac{\partial \hat{q}}{\partial r}} < 0.$$

□

**Proof of Proposition 4.**  $\hat{q}$  is given as the solution to the following implicit function:

$$\phi(q, r_L, \delta, r) \equiv r_L L(r_L) - \left( \delta + \frac{1-\delta}{q} \right) (u(r)D - rR) - \kappa q = 0,$$

with

$$\begin{aligned} \frac{\partial \phi}{\partial q} &= \frac{1-\delta}{q^2} (u(r)D - rR) - \kappa < 0, \\ \frac{\partial \phi}{\partial r} &= \frac{(R - u(r)D)(q\delta + (1-\delta))}{q^2} > 0 \Leftrightarrow \rho > u'(r), \\ \frac{\partial \phi}{\partial r_L} &= r_L L'(r_L) + L(r_L) - \frac{\delta q + (1-\delta)}{q} r_L L'(r_L), \end{aligned}$$

and

$$\frac{\partial \phi}{\partial \delta} = \frac{1-q}{q} (u(r)D - rR) > 0.$$

Given  $\hat{q}$ , the first-order condition for the banker's optimal loan rate is given by

$$\hat{q} \left( r_L L'(r_L) + L(r_L) - \frac{\delta q + (1-\delta)}{q} r_L L'(r_L) \right) \left( 1 - \frac{(\hat{q}\delta + (1-\delta))(u(r)D - rR)}{(1-\delta)(u(r)D - rR) - \kappa \hat{q}^2} \right) = 0.$$

Since the second bracket is strictly positive, the optimal loan rate satisfies

$$r_L L'(r_L) + L(r_L) - \frac{\delta q + (1-\delta)}{q} r_L L'(r_L) = 0.$$

Application of the implicit function theorem yields

$$\frac{dr_L^*}{dr} \propto -(1-\delta)L'(r_L) \left( 1 + \frac{\delta \hat{q}}{1-\delta} - \frac{\partial \hat{q}}{\partial r} \frac{r}{\hat{q}} \right).$$



Thus,  $\frac{dr_L^*}{dr} < 0$  if and only if  $1 + \frac{\delta \hat{q}}{1-\delta} < \frac{\partial \hat{q}}{\partial r} \frac{r}{\hat{q}}$ . □

**Proof of Hypothesis 3.** From the proof of Proposition 4 follows that the reversal rate  $\hat{r}(\delta)$  is given by the solution to

$$\frac{\partial \hat{q}}{\partial r} \frac{r}{\hat{q}} - 1 - \frac{\delta \hat{q}}{1-\delta} = 0.$$

Using the expressions for  $\partial \hat{q} / \partial r$ , we can rewrite the latter as

$$u(r)D - \delta rR - (1-\delta)u'(r)rD - \kappa \hat{q}^2 = 0. \tag{A3}$$

For  $\delta = 0$ , the above condition is equal to Equation (A2), implying that  $\hat{r}(\delta)$  converges to the value of the reversal rate in Proposition 3. Another application of the implicit function theorem to Equation (A3), taking into account that for  $r = \hat{r}$  we have  $u'(r) < \rho$  and  $\partial R / \partial r = 0$ , implies  $\frac{\partial \hat{r}}{\partial \delta} < 0$ .

Note further that for  $\delta \rightarrow 1$ , Equation (A3) cannot be satisfied since  $\hat{q}$  is the larger root, which implies that  $\kappa \hat{q}^2 - u(r)D + rR > 0$ . Hence, for  $\delta \rightarrow 1$ , the reversal rate ceases to exist. □

**Proof of Lemma 2 and Proposition 5.** The adjusted profit function becomes

$$\Pi = q \left( r_L L(r_L) + r \int_{-1}^z (R + xD) dF(x) - r_D D \right) - \frac{\kappa q^2}{2}.$$

Because  $\mathbf{E}[x] = 0$ , we can simplify to the same profit function as in our baseline model

$$\Pi = q (r_L L(r_L) + rR - r_D D) - \frac{\kappa q^2}{2}.$$

Inserting the participation constraint into the first order condition for  $q$  implicitly defines the function  $\hat{q}(r_L, D, r)$

$$\phi(r_L, D, r) = r_L L(r_L) + rR - \frac{u(r)D - (1-q)r \int_{-1}^{-\rho} (R + xD) dF(x)}{q} - \kappa q = 0.$$

Taking the larger of the two roots, we obtain

$$\frac{\partial \phi}{\partial r} = qR - u'D + (1-q) \int_{-\rho}^z (R + xD) dF(x) = R - (1-q) \int_{-1}^{-\rho} (R + xD) dF(x) - u'D$$

and

$$\frac{\partial \phi}{\partial r} = q((r_L - r)L' + L) - (1-q)rL' \int_{-\rho}^z dF(x) = q(r_L L' + L) - rL' + (1-q)rL' \int_{-1}^{-\rho} dF(x)$$

as well as

$$\frac{\partial \phi}{\partial D} = qr - u(r) + (1-q)r \int_{-\rho}^z (1+x) dF(x) = r - u(r) - (1-q)r \int_{-1}^{-\rho} (1+x) dF(x) < 0$$

which is unambiguously negative for  $r \leq u(r)$ .

The first-stage profit function, given the required return for the expected equilibrium monitoring choice becomes

$$\Pi(r_L, D; r) = \hat{q}(r_L L(r_L) + rR) - u(r)D - (1-q)r \int_{-1}^{-\rho} (R + xD) dF(x) - \kappa \frac{\hat{q}^2}{2}.$$

Differentiating with respect to  $D$  and  $r_L$  yields the first-order conditions for a profit maximum. As the bank optimally minimizes deposit costs, we evaluate the first order condition at  $D^* = (1-\sigma)L^*(r_L)$  and  $R^* = -\sigma L^*(r_L)$ , such that  $\rho = -\frac{\sigma}{1-\sigma}$ .

Using the implicit function theorem we then obtain

$$\frac{dr_L}{dr} = - \frac{-L' + (1-\hat{q})L' \int_{-1}^{\frac{\sigma}{1-\sigma}} dF(x) + \left( r_L L' + L - rL' \int_{-1}^{\frac{\sigma}{1-\sigma}} dF(x) \right) \frac{\partial \hat{q}}{\partial r}}{\frac{\partial^2 \Pi}{\partial r_L^2}}.$$

For  $r_L^*$  to be the optimal loan rate in equilibrium, it must hold that  $\frac{\partial^2 \Pi}{\partial r_L^2} < 0$ . Therefore,  $\frac{dr_L}{dr} < 0$  if and only if the numerator is negative. Using the first-order condition  $\frac{\partial \Pi}{\partial r_L} = 0$ , we can simplify to

$$\frac{r}{\hat{q}} \left( 1 - \int_{-1}^{\frac{\sigma}{1-\sigma}} dF(x) \right) \frac{\partial \hat{q}}{\partial r} > 1 - (1-\hat{q}) \int_{-1}^{\frac{\sigma}{1-\sigma}} dF(x).$$

Note that  $\lim \sigma \rightarrow 1$ , the left hand side approaches zero and the right hand side  $\hat{q}$  such that the condition can never be fulfilled. If the bank can fund all loan assets paying  $r$  for borrowing from the central bank, no reversal rate can exist.  $\square$

## A2 Monetary transmission and competition

This section of the Appendix considers the effect of perfect competition on the weakening and reversal of monetary transmission. We focus again on the baseline case with uninsured deposits. Following Dell’Ariccia et al. (2014), we assume that the loan rate is set competitively so that the bank makes zero profits in equilibrium.

Given a loan market equilibrium, the monitoring effort is implicitly defined by the same condition as in the main part of the paper with a monopolistic bank, i.e. combining Equations (3) and (4) yields

$$\hat{q}r_L L + rR - u(r)D - \kappa \hat{q}^2 = 0. \quad (\text{A4})$$

We then impose a zero profit condition on the bank’s loan choice:

$$\Pi = \hat{q}(r_L, r)r_L L + rR - u(r)D - rE - \frac{\kappa \hat{q}(r_L, r)^2}{2} = 0. \quad (\text{A5})$$

The zero profit condition implicitly defines the equilibrium loan rate  $r_L^*$  as a function of the risk-free rate  $r$ . Equations (A4) and (A5) simultaneously define the perfectly competitive banking sector equilibrium.<sup>18</sup>

Substituting Equation (A4) into (A5) we obtain the equilibrium condition that pins down the equilibrium loan rate

$$-rE + \kappa \frac{\hat{q}(r, r_L)^2}{2} = 0. \quad (\text{A6})$$

The competitive loan rate is implicitly defined by the equality of monitoring effort cost and the (opportunity) cost of equity.

---

<sup>18</sup>The representative banker’s risk choice is similar to her risk choice under loan market power (cf. Lemma 1), except that the banker’s loan choice  $L$  is independent of  $r_L$ .

**Proposition A1.** *Under perfect competition, the risk channel dominates the portfolio adjustment channel, i.e.,  $\frac{dr_L}{dr} < 0$  if and only if*

$$\frac{\partial q(r_L, r)}{\partial r} \frac{r}{q(r_L, r)} > \frac{1}{2}. \quad (\text{A7})$$

**Proof of Proposition A1.** Total differentiation of Equation (A6) gives

$$\frac{dr_L}{dr} = - \frac{-E + \kappa \hat{q}(r_L, r) \frac{\partial \hat{q}}{\partial r}}{\kappa \hat{q}(r_L, r) \frac{\partial \hat{q}}{\partial r_L}}. \quad (\text{A8})$$

The denominator is positive because in a perfectly competitive equilibrium it must hold that  $\frac{\partial \Pi}{\partial r_L} > 0$ ; otherwise, a bank could profitably deviate by decreasing the loan rate. The sign of loan rate transmission is dictated by  $E - \kappa \hat{q}(r_L, r) \frac{\partial \hat{q}}{\partial r}$ .

Expanding by  $\frac{r}{\hat{q}}$  and using Equation (A6), the condition for  $\frac{dr_L}{dr} < 0$  becomes Eq. (A7).

□

The condition on the risk elasticity for a transmission reversal is weaker than that for the monopoly case (*cf.* Equation (11)). The reason is that the monopoly bank makes a positive profit that is eroded by competition.

## Bibliography

- Allen, F., Carletti, E., & Marquez, R. (2011). Credit market competition and capital regulation. *The Review of Financial Studies*, 24(4), 983–1018.
- Allen, F., Carletti, E., & Marquez, R. (2015). Deposits and bank capital structure. *Journal of Financial Economics*, 118(3), 601–619.
- Ampudia, M. & Van den Heuvel, S. (2019). Monetary policy and bank equity values in a time of low and negative interest rates. *ECB Working Paper*.
- Arce, O., Garcia-Posada, M., Mayordomo, S., & Ongena, S. (2021). Adapting lending policies in a “negative-for-long” scenario. *Available at SSRN 3161924*.
- Basten, C. & Mariathasan, M. (2020). Interest rate pass-through and bank risk-taking under negative-rate policies with tiered remuneration of central bank reserves. *Swiss Finance Institute Research Paper*, (20-98).
- Bechtel, A., Eisenschmidt, J., Ranaldo, A., & Veghazy, A. V. (2021). Quantitative easing and the safe asset illusion. *Available at SSRN 3864112*.
- Bernanke, B. S. & Blinder, A. S. (1988). Credit, money, and aggregate demand. *The American Economic Review*, 78(2), 435–439.
- Bernanke, B. S. & Gertler, M. (1995). Inside the black box: The credit channel of monetary policy transmission. *Journal of Economic Perspectives*, 9(4), 27–48.
- Bittner, C., Bonfim, D., Heider, F., Saidi, F., Schepens, G., & Soares, C. (2021).

Why so negative? the effect of monetary policy on bank credit supply across the euro area.

Borio, C. & Zhu, H. (2012). Capital regulation, risk-taking and monetary policy: A missing link in the transmission mechanism? *Journal of Financial Stability*, 8(4), 236 – 251.

Brunnermeier, M. K. & Koby, Y. (2017). The reversal interest rate: An effective lower bound on monetary policy. *mimeo*.

Cordella, T., Dell’Ariccia, G., & Marquez, R. (2018). Government guarantees, transparency, and bank risk taking. *IMF Economic Review*, 66(1), 116–143.

Darracq Pariès, M., Kok, C., & Rottner, M. (2020). *Reversal Interest Rate and Macprudential Policy*. Technical Report 2487, European Central Bank.

Dell’Ariccia, G., Laeven, L., & Marquez, R. (2014). Real interest rates, leverage, and bank risk-taking. *Journal of Economic Theory*, 149, 65–99.

Dell’Ariccia, G., Laeven, L., & Suarez, G. A. (2017). Bank leverage and monetary policy’s risk-taking channel: Evidence from the united states. *Journal of Finance*, 72(2), 613–654.

Eggertsson, G. B., Juelsrud, R. E., Summers, L. H., & Wold, E. G. (2019). *Negative nominal interest rates and the bank lending channel*. Technical report, National Bureau of Economic Research.

Freixas, X. & Rochet, J.-C. (1997). *The Microeconomics of Banking*. The MIT Press, 1 edition.

- Gambacorta, L. (2009). Monetary policy and the risk-taking channel. *BIS Quarterly Review*.
- Gambacorta, L. & Shin, H. S. (2018). Why bank capital matters for monetary policy. *Journal of Financial Intermediation*, 35, 17 – 29. Banking and regulation: the next frontier.
- Heider, F., Saidi, F., & Schepens, G. (2019). Life below zero: Bank lending under negative policy rates. *The Review of Financial Studies*, 32(10), 3728–3761.
- Jimenez, G., Ongena, S., Peydro, J.-L., & Saurina, J. (2012). Credit Supply and Monetary Policy: Identifying the Bank Balance-Sheet Channel with Loan Applications. *American Economic Review*, 102(5), 2301–2326.
- Kashyap, A. K. & Stein, J. C. (1994). *The impact of monetary policy on bank balance sheets*. Technical report, National Bureau of Economic Research.
- Maddaloni, A. & Peydró, J.-L. (2011). Bank risk-taking, securitization, supervision, and low interest rates: Evidence from the euro-area and the u.s. lending standards. *The Review of Financial Studies*, 24(6), 2121–2165.
- Martinez-Miera, D. & Repullo, R. (2017). Search for yield. *Econometrica*, 85(2), 351–378.
- Martinez-Miera, D. & Repullo, R. (2020). Interest rates, market power, and financial stability.
- Miller, S. & Wanengkirtyo, B. (2020). *Liquidity and monetary transmission: a quasi-experimental approach*. Technical Report 891, Bank of England.

- Rajan, R. (2010). Why we should exit ultra-low rates: A guest post. *The New York Times: Freakonomics*, August, 25.
- Repullo, R. (2020). The reversal interest rate: A critical review. *CEPR Discussion Paper No. 15367*.
- Ulate, M. (2021). Going negative at the zero lower bound: The effects of negative nominal interest rates. *American Economic Review*, 111(1), 1–40.
- Wang, Y., Whited, T. M., Wu, Y., & Xiao, K. (2020). *Bank market power and monetary policy transmission: Evidence from a structural estimation*. Technical report, National Bureau of Economic Research.



## Acknowledgements

We are grateful to Giovanni Dell'Ariccia and David Pothier for detailed and insightful feedback. We also thank Kartik Anand, Diana Bonm, Olivier Darmouni, Falko Fecht, Thomas Gehrig, Hendrik Hakenes, Yann Kobi, Jochen Mankart, Yuliyang Mitkov, Steven Ongena, and Jeremy Stein as well as seminar and conference participants at Católica Lisbon, Deutsche Bundesbank and the Danish Central Bank's 7th Annual Meeting on New Developments in Business Cycle Analysis for valuable discussions and comments. Eva Schliephake thankfully acknowledges support from the Lamfalussy Fellowship Program sponsored by the European Central Bank, according to clause 8 of the Fellowship Agreement as well as the support from FCT - Portuguese Foundation of Science and Technology for the project PTDC/EGE-ECO/6041/2020.

The views expressed in this paper are those of the authors and do not necessarily represent those of the Deutsche Bundesbank, the ECB or the Eurosystem.

## Philipp J. Koenig

Deutsche Bundesbank, Frankfurt am Main, Germany; email: [philipp.koenig@bundesbank.de](mailto:philipp.koenig@bundesbank.de)

## Eva Schliephake

Universidade Católica Portuguesa, Lisbon, Portugal; email: [schliephake@ucp.pt](mailto:schliephake@ucp.pt)

## © European Central Bank, 2022

Postal address 60640 Frankfurt am Main, Germany

Telephone +49 69 1344 0

Website [www.ecb.europa.eu](http://www.ecb.europa.eu)

All rights reserved. Any reproduction, publication and reprint in the form of a different publication, whether printed or produced electronically, in whole or in part, is permitted only with the explicit written authorisation of the ECB or the authors.

This paper can be downloaded without charge from [www.ecb.europa.eu](http://www.ecb.europa.eu), from the [Social Science Research Network electronic library](#) or from [RePEc: Research Papers in Economics](#). Information on all of the papers published in the ECB Working Paper Series can be found on the [ECB's website](#).

PDF

ISBN: 978-92-899-4971-2

ISSN: 1725-2806

doi: 10.2866/23769

QB-AR-22-003-EN-N