

# IATA Cargo Agent or Intermediary Accreditation

The Winning Proposition for Freight Forwarders



## Join our Global Distribution Network

- Gain instant recognition from airlines as a reliable and trusted business.
- Benefit from IATA's worldwide distribution network of Freight Forwarders.
- Raise the profile of your business as an accredited company with trained professional personnel.

IATA Cargo Agents have access to data processing system **CASSLink**, which automates the exchange of business and financial information between agents and airlines that use IATA's Cargo Accounts

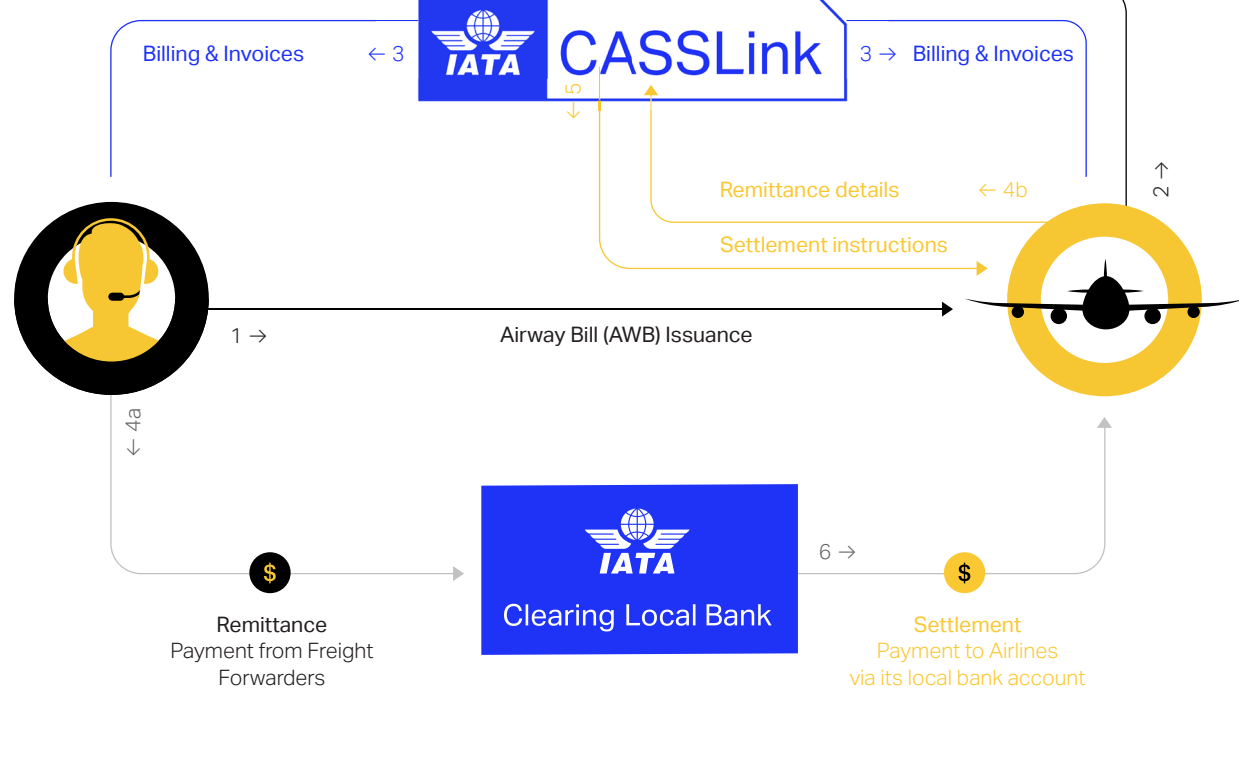
### Simplification

- Streamlined invoicing and revenue collection
- Standardized invoices distribution
- Automated remittance and settlement process
- Electronic distribution of invoices and generation of correction transactions

### Saving

- Helicopter view of the billing and settlement process
- Consolidated document flow and data security controls
- Analytics and interaction reports
- e-dispute resolution and paperless finance operations

## How CASSLink works



## A straightforward application

The process for requesting accreditation as an IATA Cargo Agent or Intermediary has been designed to be both simple and easy. To get started, please visit the IATA Customer Portal which guides applicants through a straightforward questionnaire requiring readily accessible business information such as legal identification, ownership, company registration, and branch office addresses.

	IATA Accredited Agent	CASS Associate
Official certificate of company trade registration	●	●
License to operate issued by appropriate authorities	●	●
Copy of owners' ID	●	●
Agency banking details	●	●
Memorandum and articles of association	●	●
Valid Financial Security (the amount will be informed after the financial assessment)	●	●
Proof of lease or ownership of warehouse	●	
Photos of the interior and exterior of the premises	●	
Staff listing	●	
Two (2) full-time employees with DGR certificates, valid for not less than another 6 months	●	
Two (2) basic training certificates in Cargo Handling OR two CVs and confirmation letters on company letterhead that two employees have three or more years of experience handling air cargo (2 years for Europe and Latin American)	●	
Insurance policy document covering all risks	●	
Latest full/Audited financial statements from within the past six (6) months	●	
Recommendation from an airline		●

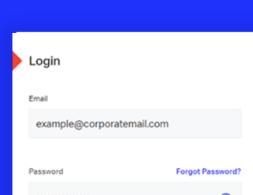
Note: The above requirements are subject to the latest version of the [Cargo Agency Conference Resolutions Manual](#)

### Fees

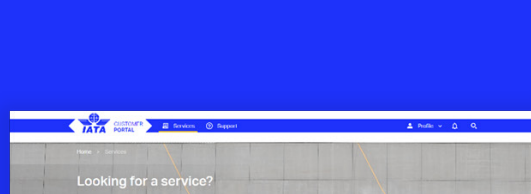
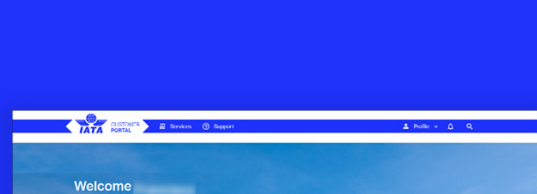
Please refer to pricing that in [IATA Customer Portal](#) or contract [IATA Customer Service Team](#)

## What does it take to obtain IATA Registration? Go to the IATA Customer Portal

1. Create your account



2. In the [Services](#) section, click on [Available Services](#) and then on [IATA Accreditation & Changes](#)



3. Once you have the approval of your [IATA code](#), please ensure you contact the airlines and local providers to ensure your code is properly setup in their systems.

→ [For further information please contact IATA at \[iata.org/cs\]\(mailto:iata.org/cs\)](#)

[www.iata.org/cass/](http://www.iata.org/cass/)

