

Global Indicators 2019

Jun 22, 2020

COUNTRIES
21

CAMPS
178

PARTNERS
34

BASELINE
SAMPLES
9,010

ENDLINE
SAMPLES
7,192



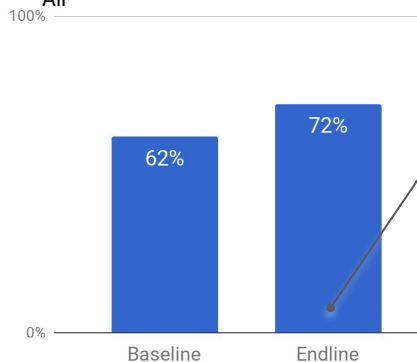
EMPLOYMENT RATE

BASELINE
62%

ENDLINE
72%

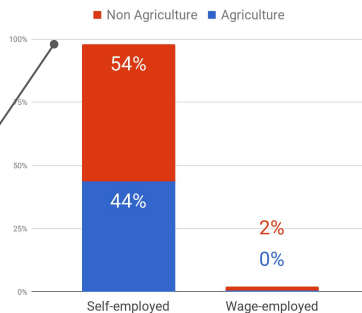
IMPACT
▲ 10%

All



Type of employment

(Endline)

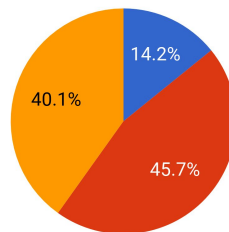


Employment Sustainability

(Endline)

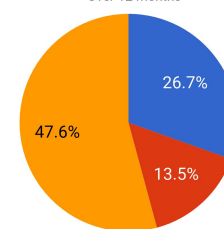
Agriculture

● Daily ● Monthly ● Permanent



Non-Agriculture

● Less than 6 months ● 6-12 months ● Over 12 months



Female

Male

■ Unemployed ■ Employed

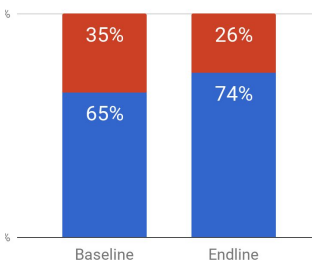
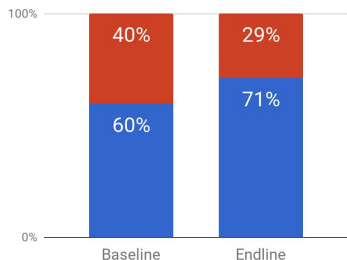
■ Unemployed ■ Employed

Refugees & Asylum Seekers

Host Community

■ Unemployed ■ Employed

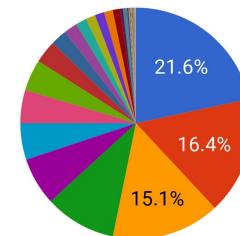
■ Unemployed ■ Employed



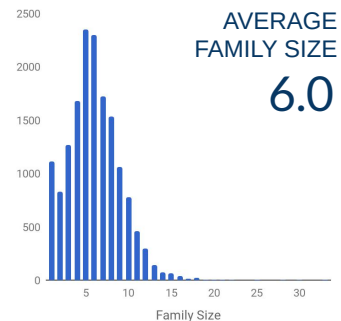
Beneficiary profile

Country of Origin of Beneficiaries

- Burundi
- Central_African_Republic
- Somalia
- Congo_Democratic_Republic_of
- South_Sudan
- Syria
- Ethiopia
- Yemen
- Côte_d'Ivoire
- Nigeria
- Congo
- Sudan
- Mali
- Kenya
- Nicaragua
- 45 more



Family Size of Beneficiaries



Global Indicators 2019

Jun 22, 2020

COUNTRIES
21

CAMPS
178

PARTNERS
34

BASELINE
SAMPLES
9,010

ENDLINE
SAMPLES
7,192



ACCESS TO SAVING SERVICES

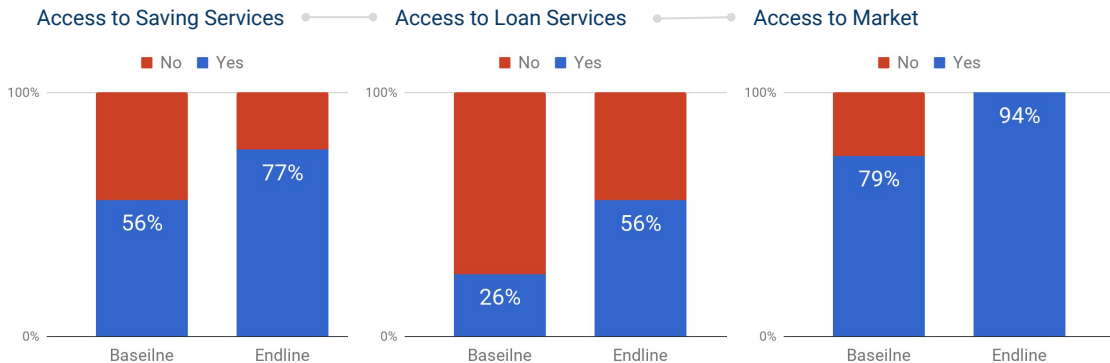
BASELINE 56% ENDLINE 77% IMPACT ▲ 21%

ACCESS TO LOAN SERVICES

BASELINE 26% ENDLINE 56% IMPACT ▲ 30%

ACCESS TO MARKET

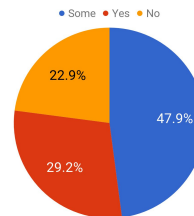
BASELINE 79% ENDLINE 94% IMPACT ▲ 16%



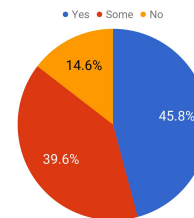
Note: Access to saving/loan services and market includes the beneficiaries who have access in informal sector.

Legal access of Persons of Concern

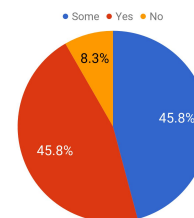
Legal access to land



Legal access to employment

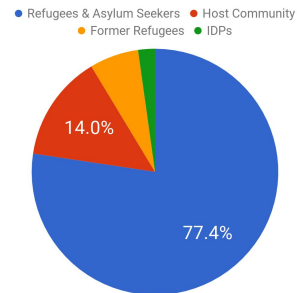


Legal access to financial services

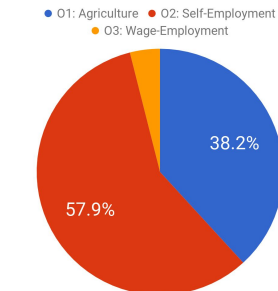


Beneficiary profile

Beneficiaries by Legal Status



Beneficiaries by Project Outputs



Global Indicators 2019

Jun 22, 2020

COUNTRIES
21

CAMPS
178

PARTNERS
34

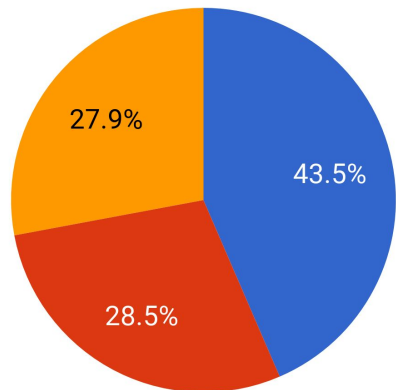
BASELINE
SAMPLES
9,010

ENDLINE
SAMPLES
7,192



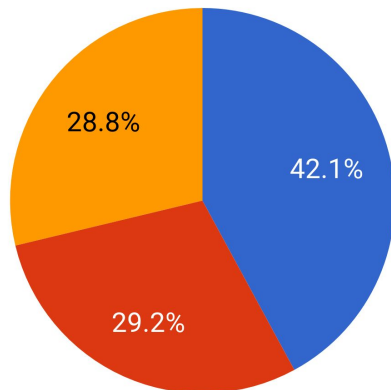
INCOME CHANGE **▲ 44%** IMPACT

● Increased ● Decreased ● Same



SAVING CHANGE **▲ 42%** IMPACT

● Increased ● Decreased ● Same



Secondary Employment

EMPLOYMENT MULTIPLIER

Average # of others employed by a self-employed beneficiary

1.0

Agriculture

1.6

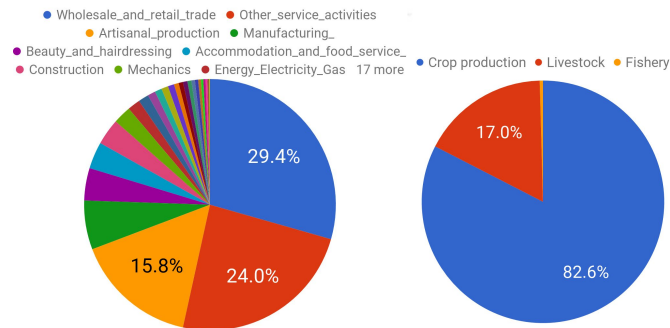
Non Agriculture

0.4

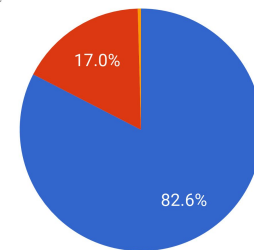
(Endline)

Areas of employment

Non-Agriculture Sector

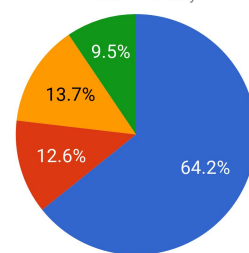


Agriculture Sub-Sector



Type of secondary employment

● Family ● Friends ● Other refugees ● Host community



The monitoring surveys have been conducted in the following countries:

Burkina Faso, Cameroon, Chad, Costa Rica, Ethiopia, Ghana, Jordan, Kenya, Malawi, Mauritania, Mozambique, Namibia, Somalia, South Africa, Sudan, Swaziland, The Democratic Republic of the Congo, Tunisia, Ukraine, United Republic of Tanzania, Zimbabwe

Source: [Integrated Refugee & Forcibly Displaced Livelihoods Information System](#)

Jun 22, 2020